



IISOMI

(Informal Inter-SDO Open Model Initiative)

mSDO IM Workshop; December 2016



Content

- IISOMI Setup
- IISOMI Guidelines
 - Publication Structure
 - UML Modeling Guidelines
 - Papyrus Guidelines
 - UML To YANG Mapping Guidelines
- Tools
 - UML To YANG Mapping Tool
 - Pruning&Refactoring Tool
- Summary



IISOMI SETUP

IISOMI Setup



- Informal
 - Not associated to any SDO
 - Modelers of various SDOs “sitting together”
 - Results are not binding to any SDO
- Inter-SDO
 - Previous participants who are also actively participating in various SDOs:
 - Marc Flauw, Mehmet Ersue, Klaus Martiny → ETSI ISG NFV
 - Kam Lam, Malcolm Betts, Scott Mansfield, Xiang Yun, Yuji Tochio → ITU-T
 - Andrea Mazzini, Andy Mayer, Augie Jagau, Jessie Jewitt, Scott Mansfield → MEF
 - Germano Gasparini, Hui Ding, Kam Lam, Karthik Sethuraman, Nigel Davis, Thorsten Heinze, Xiang Zhao, Yuji Tochio, Bernd Zeuner → ONF
 - Augie Jagau, Nigel Davis → TM Forum
- Open Model
 - Open Source
 - Using Open Source SDN facilities
- Initiative
 - Because of abbreviation IISOMI 😊
 - Team → IISOMT 😞; Group → IISOMG 😞



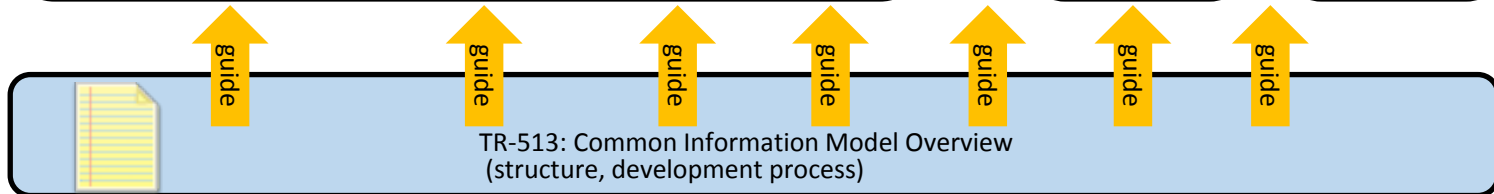
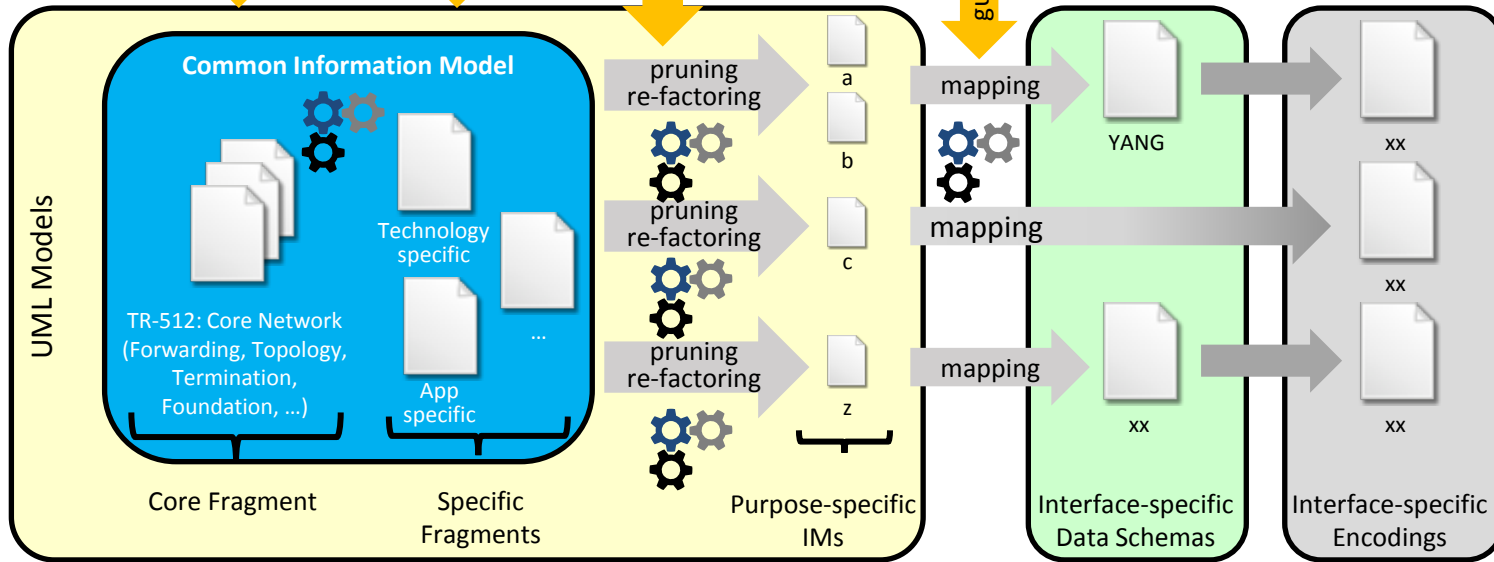
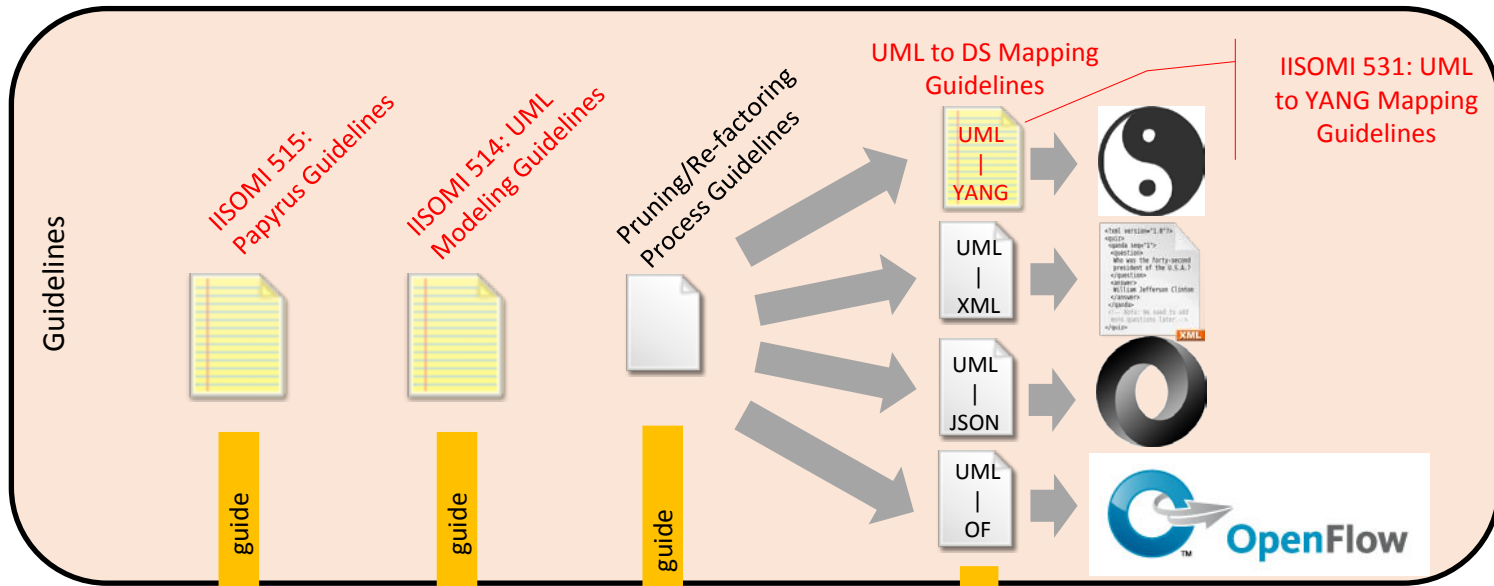
IISOMI Setup



- Organization
 - Start with Modeling Infrastructure Team
(Core Model is covered by a joined SDO activity; refer to ONF presentation)
 - Kick-Off March 30, 2016
 - Conference calls every week (Tuesdays 17:00 – 18:00 CET)
Moderation rotate between participants
 - Recently (Nov. 2016) ONF decided to open the UML to YANG Mapping calls – held every week
(Wednesdays 14:00 – 15:00 CET) – to IISOMI
- Collaboration Platform
 - Open Source SDN EAGLE **Community**
(<https://community.opensourcesdn.org/wg/EAGLE/dashboard>)
 - **GitHub** EAGLE-Open-Model-Profile-and-Tools
(<https://github.com/OpenNetworkingFoundation/EAGLE-Open-Model-Profile-and-Tools>)
- Outcomes
 - [IISOMI 514](#): UML Modeling Guidelines
Published Version 1.2 in September 2016
 - [IISOMI 515](#): Papyrus Guideline
Published Version 1.2 in September 2016
 - [IISOMI 531](#): UML to YANG Mapping Guidelines
Published Version 1.0 in September 2016



IISOMI GUIDELINES





IISOMI Guidelines Publication

→ Hyperlink
→ Copy

← OSSDN

OPEN SOURCE SDN

Project EAGLE: Open Source Community for Open Model, Profile and Tools

Guidelines (update folder | delete)

New Folder Upload Document Move Selected

<input type="checkbox"/>	Title
<input type="checkbox"/>	Papyrus Guidelines.docx Download (12.12 MB)
<input type="checkbox"/>	UML Modeling Guidelines.docx Download (3.77 MB)
<input type="checkbox"/>	Mapping Guidelines UML -> YANG.docx Download (4.82 MB)

ONF OPEN NETWORKING FOUNDATION

Blog | Newsletter | Contact | Member Login

About Certification Technical Communities News & Events SDN Resources

You are here: Home > SDN Resources > Technical Library

Technical Library

UML Modeling Guidelines 1.2 + IISOMI UML Modeling Guidelines 1.2 (September 2016 | TR-514)

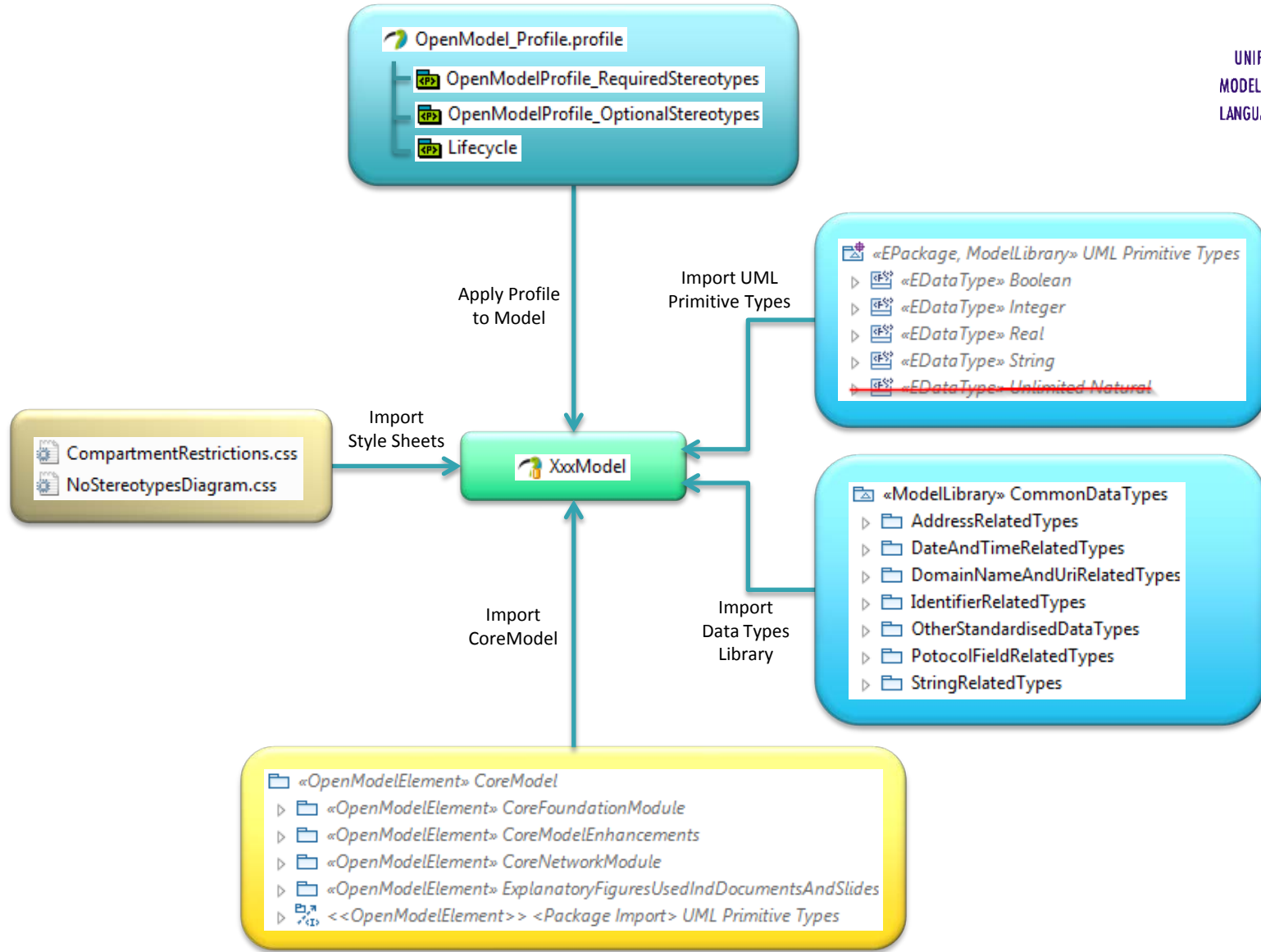
Papyrus Guidelines 1.2 + IISOMI Papyrus Guidelines 1.2 (September 2016 | TR-515)

UML to YANG Mapping Guidelines 1.0 + IISOMI UML to YANG Mapping Guidelines 1.0 (September 2016 | TR-531)

→ ONF

<p>ONF OPEN NETWORKING FOUNDATION</p> <p>UML Modeling Guidelines</p> <p>Version 1.2 September 30, 2016</p> <p>ONF TR-514</p> <p>Imported Document</p> <p>IISOMI_UML_Modeling_Guidelines_v1.2.doc</p> <p>IISOMI_UML_Modeling_Guidelines_v1.2.doc</p>	<p>ONF OPEN NETWORKING FOUNDATION</p> <p>Papyrus Guidelines</p> <p>Version 1.2 September 30, 2016</p> <p>ONF TR-514</p> <p>Imported Document</p> <p>IISOMI_Papyrus_Guidelines_v1.2.docx</p> <p>IISOMI_Papyrus_Guidelines_v1.2.docx</p>	<p>ONF OPEN NETWORKING FOUNDATION</p> <p>UML to YANG Mapping Guidelines</p> <p>Version 1.0 September 30, 2016</p> <p>ONF TR-531</p> <p>Imported Document</p> <p>IISOMI_UML-YANG_Mapping_Gds_v1.0.doc</p> <p>IISOMI_UML-YANG_Mapping_Gds_v1.0.doc</p>
--	---	---

UML Modeling Guidelines (IISOMI 514)



UML Modeling Guidelines (IISOMI 514)



- Goal: Assure mSDO-wide consistent information models
- Not a UML tutorial!
- Defines guidelines for creation of protocol-neutral UML information models
Not specific to any SDO, technology or management protocol
- Constraints the defined UML basic model elements (UML artifacts)
Only a selected subset of these artifacts are used
- Documentation of each basic model artifact:
 - Short description
 - Graphical notation examples
 - Properties
- UML tool: Papyrus
- Model is split into a static part (object classes / signals and its attributes) and a dynamic part (operations / notifications)
- Definition of UML artifact properties → Meta Model
 - Standard properties (UML Specification)
 - Tool provided properties (Papyrus)
 - Additional specific properties (UML Profile)
- Modeling patterns
- Diagram guidelines

Papyrus Guidelines (IISOMI 515)



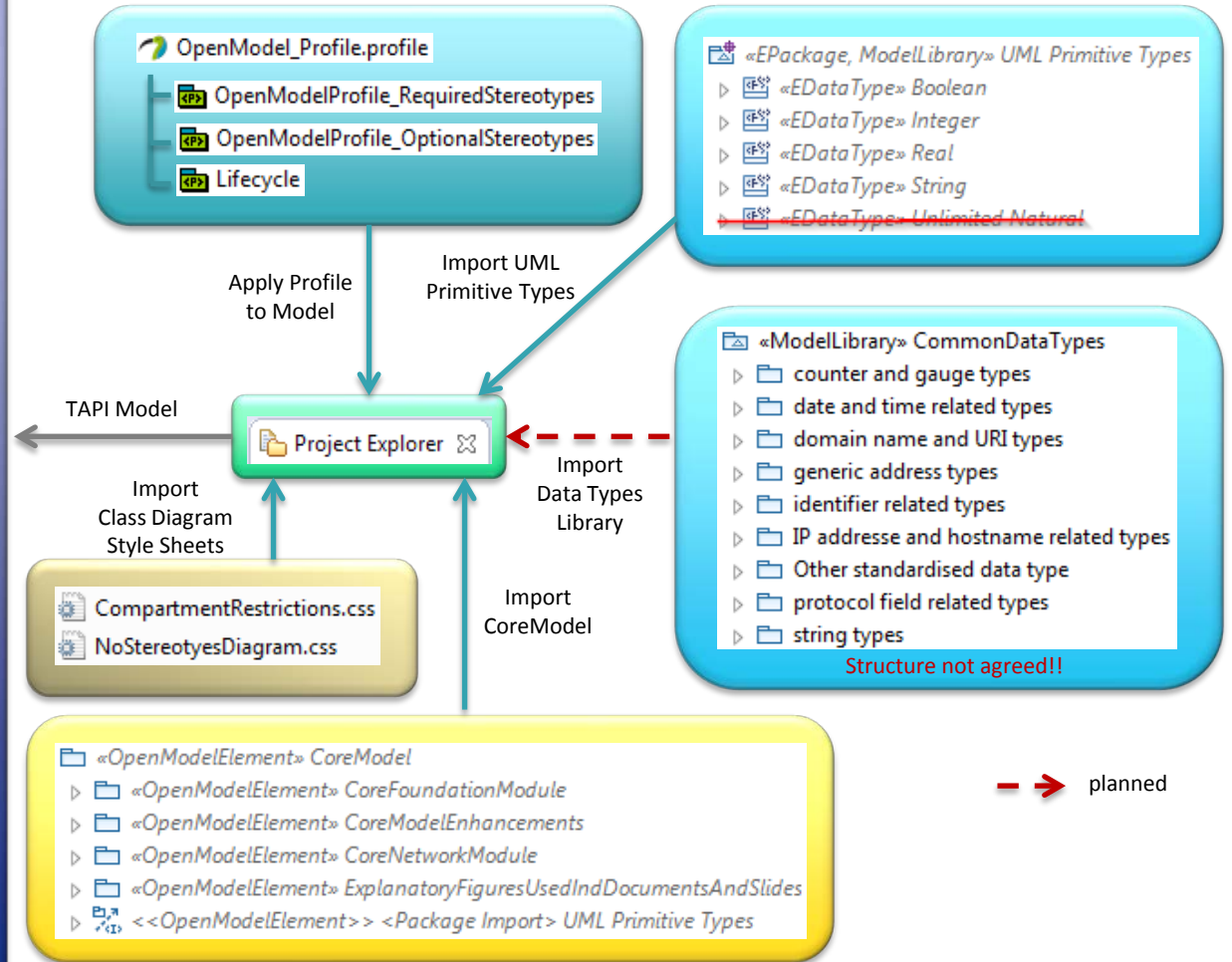
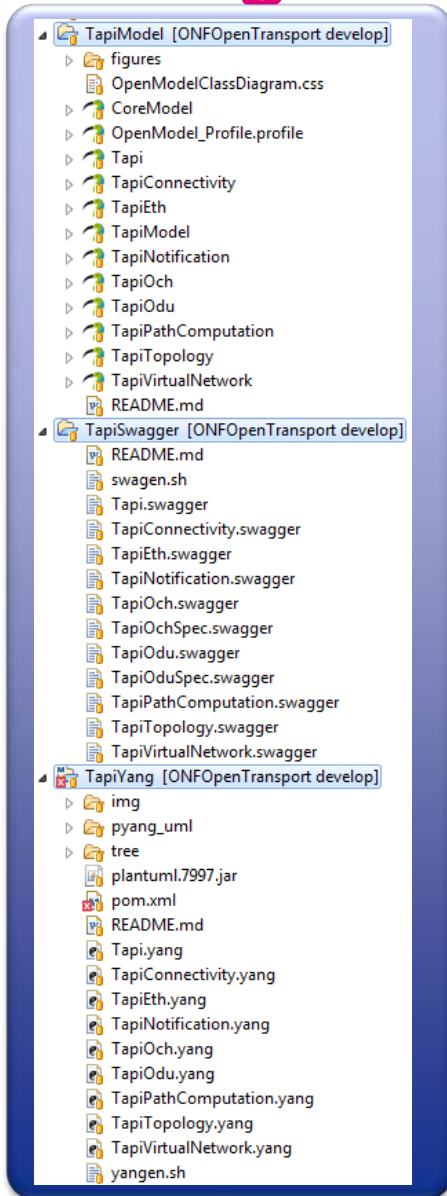
- UML Tool Papyrus
Homepage: <https://www.eclipse.org/papyrus/>
- Open Source, Eclipse plug-in
Homepage: <http://www.eclipse.org/modeling/>
- Running Papyrus:
 - How to download
 - How to install
 - How to import an existing model
 - How to import RSA models
 - Generating documentation
 - Models and Profiles
 - File structure
 - Team development / Model splitting
- Git
 - Document and Version Management
Homepage: <https://github.com/>
 - Model structure on GitHub
 - GitHub work flow



GitHub



Tooling T-API Example



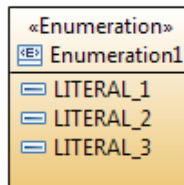
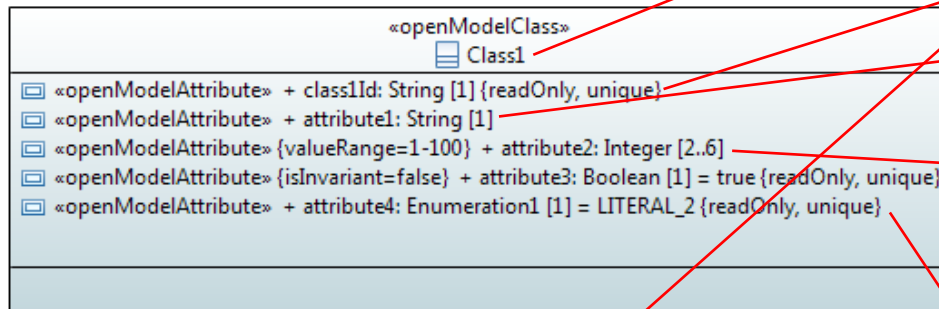
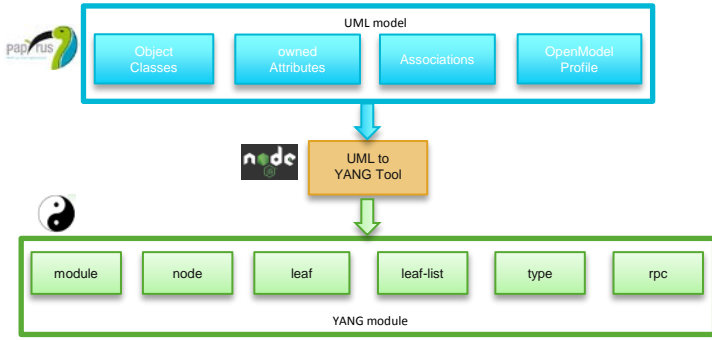


UML To YANG Mapping Guidelines (IISOMI 531)

- Not a YANG Tutorial!
- UML is object oriented whereas YANG is tree-structured
→ need to identify a single root node
- Single UML model mapped to single YANG module
- Divide data into configuration data and state data?
- Mappings are defined for UML-
 - Object Classes
 - Class Attributes
 - Data Types (incl. Primitive Types and Enumerations)
 - Associations
 - Interfaces
 - Operations (incl. Parameters)
 - Notifications
 - Artifact Lifecycle
 - UML-Patterns
 - UML recursion
 - Conditional packages
 - XOR / Choice
 - Proxy Classes



UML To YANG Mapping Example




This object class models the ...

```

list Class1 {
  key class1Id;
  description "This object class models the...";
  leaf class1Id {
    type string;
    config false;
  }
  leaf attribute1 {
    type string;
    mandatory true;
    config false;
  }
  leaf-list attribute2 {
    type int8 {
      range "1-100";
    }
    min-elements 2;
    max-elements 6;
  }
  leaf attribute3 {
    type boolean;
    default true;
    config false;
    ompExt:isInvariant;
  }
  leaf attribute4 {
    type enumeration {
      enum LITERAL_1;
      enum LITERAL_2;
      enum LITERAL_3;
    }
    default LITERAL_2;
    config false;
  }
}
  
```



(Papyrus) XMI To YANG Mapping Example



- Mapping XMI → YANG
- Mapping within XMI

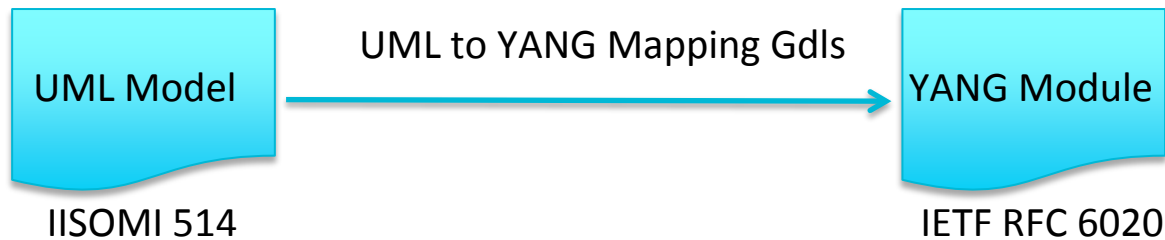


TOOLS



Mapping Tools

- Mapping tools
 - Initially UML → YANG; already working



- Others like UML → JSON will follow
- Yang → Swagger JSON/RestConf Generation Tool is already available
- <https://github.com/OpenNetworkingFoundation/EAGLE-Open-Model-Profile-and-Tools/tree/UmlYangTools>



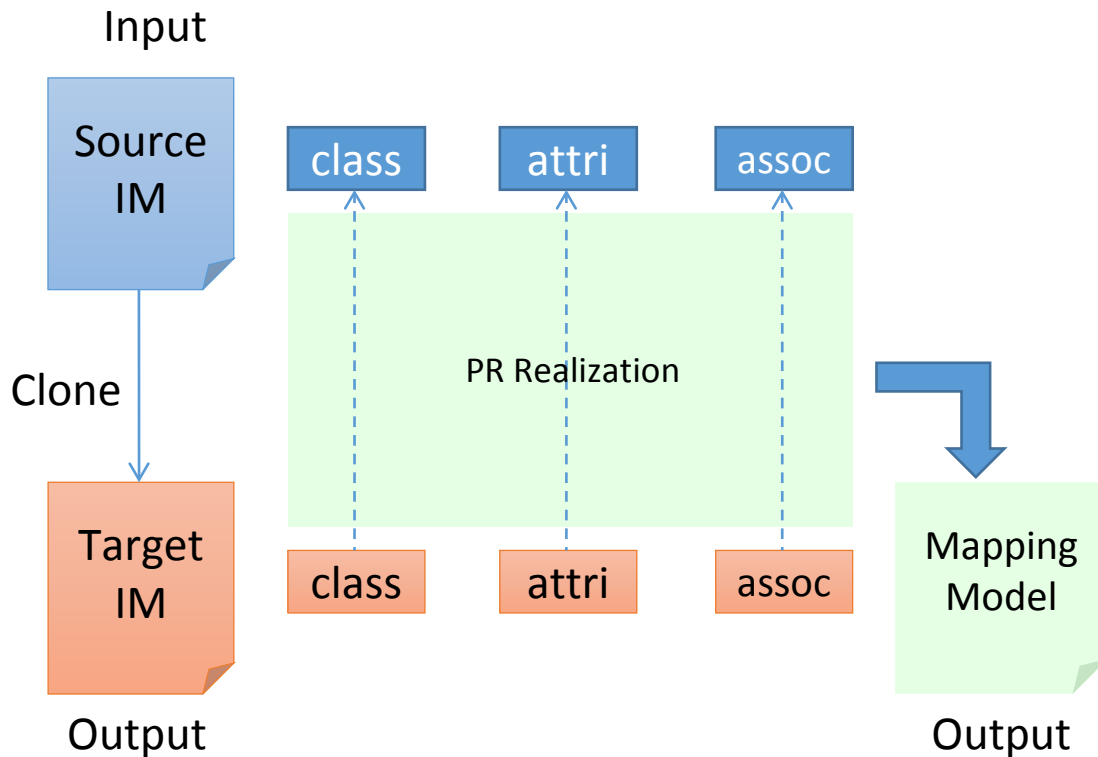
Pruning&Refactoring Tool

- Supporting tool under development
- Some work is carried out on tooling to prepare a cloned model that is dealing with the key pruning&refactoring capability that gave rise to TAPI IM from the Core Model and also highlight subsequent changes compared to the Core Model
- Work is continuing
- <https://github.com/HuiDingCATR/Pruning-and-Refactoring-Tool>



Pruning&Refactoring Tool

Basic Functions



- Clone Function
 - Clone every class, attribute and association to form the target information model
- Comparison Function
 - Link peer component in source and target with PR Realization
 - Compare features of the peer components and record results in the comment of the realization



IISOMI Summary

- Progress made in 2016
 - Kick-Off March 2016
 - ONF submitted initial Guidelines to IISOMI for further development
 - Latest versions of Guidelines published in September 2016
- Issues (Louisville workshop) addressed by IISOMI
 - #6: Mixing of information model and management protocols
[Developing a modeling infrastructure for protocol neutral information models](#)
 - #9 Different design patterns for service constructs
 - #12b Interfaces are generated by hand inconsistently
 - #13 Common approach to the development of information models. Common guidelines, methodology, tooling, etc.
 - #20 + #32 Lack of translation from IM to DM
[Developing a modeling and tooling infrastructure; common UML Modeling, Papyrus and Mapping Guidelines; Mapping and Pruning&Refactoring Tools](#)
 - #26 + #49 Difficulty coordinating between SDOs and Open Source Communities
[IISOMI is an Open Source community participated by members from many SDOs](#)
- NEW issues identified by IISOMI
 - YANG Best Practices are missing (RFC6087(bis)?)
 - UML Profile Architecture
- Top priority topics of cross-industry interest, and possibly a way forward
 - **Broadening the engagement of participation**
 - Make SDO executive level be aware of IISOMI
 - Defining a list of common data types



Thank you!

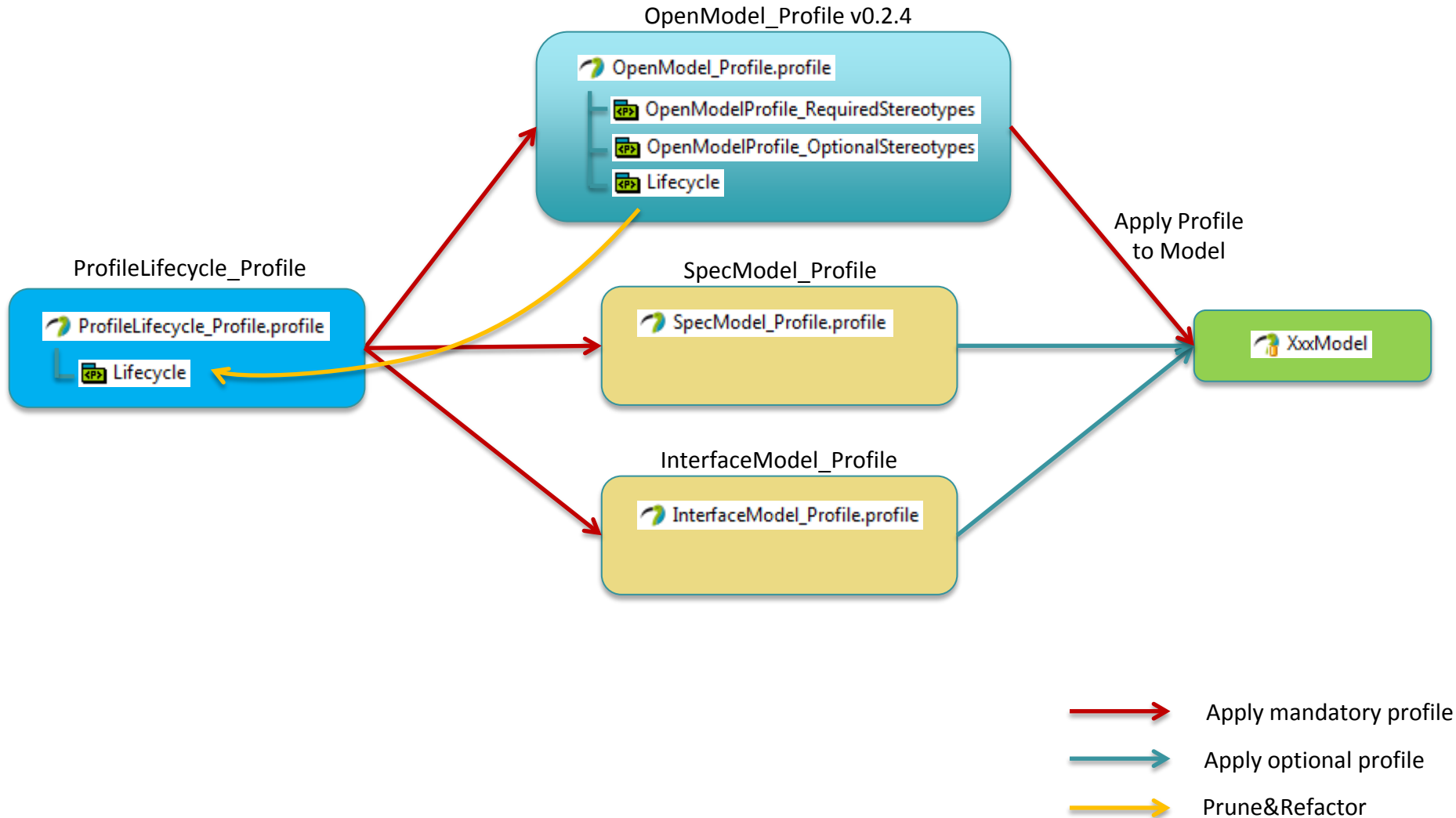




BACKUP

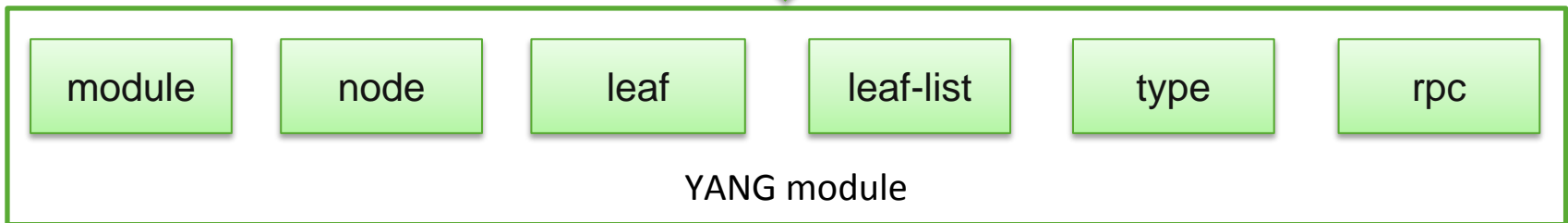
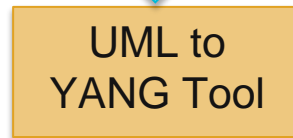
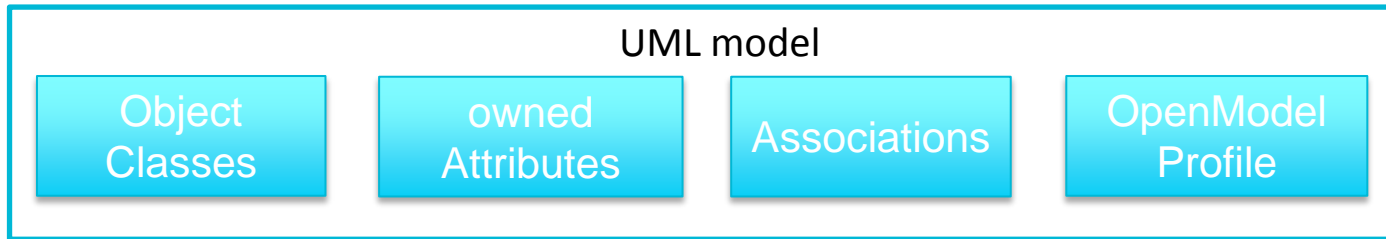


Draft Profile Architecture

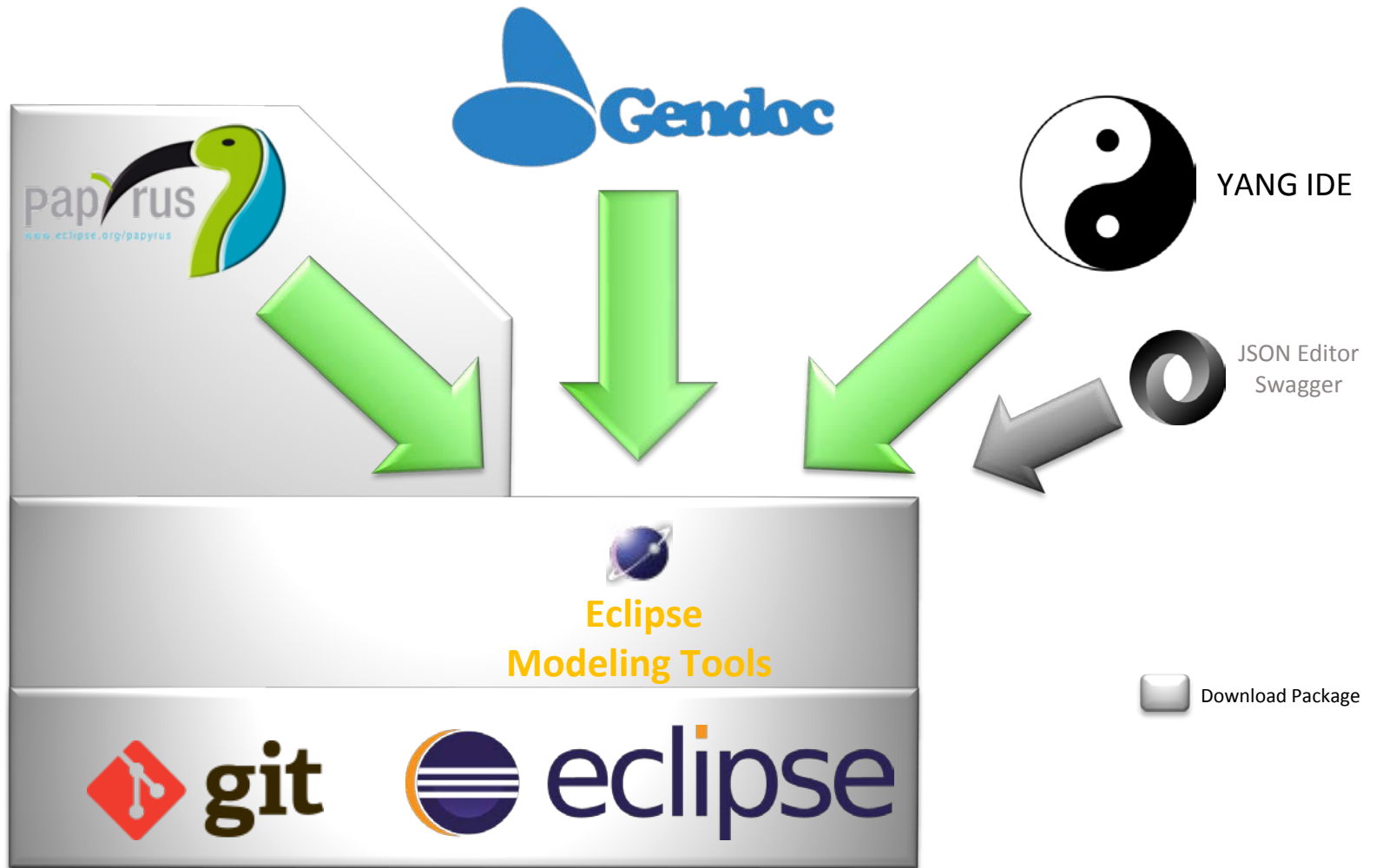




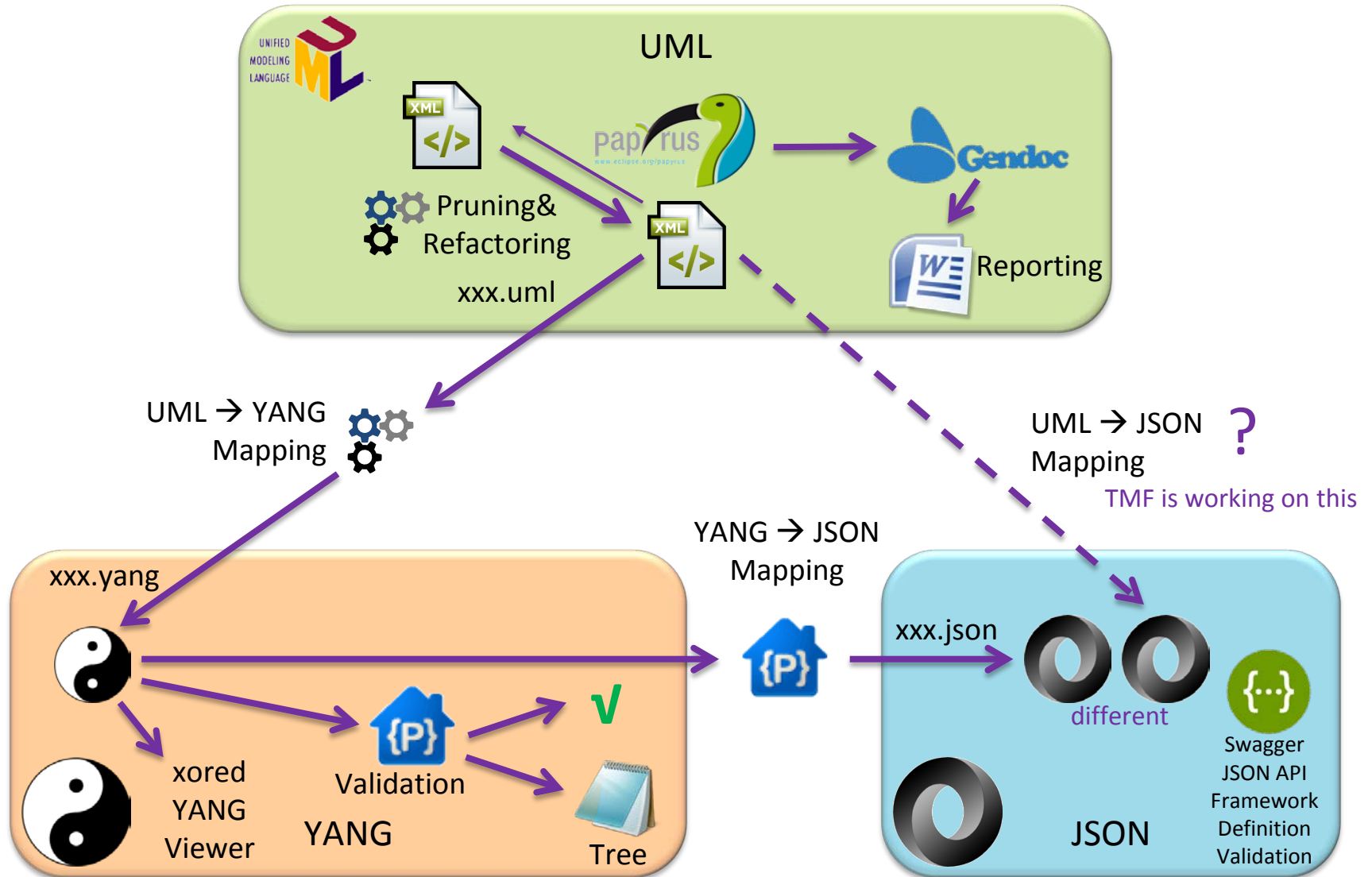
UML to YANG Tool



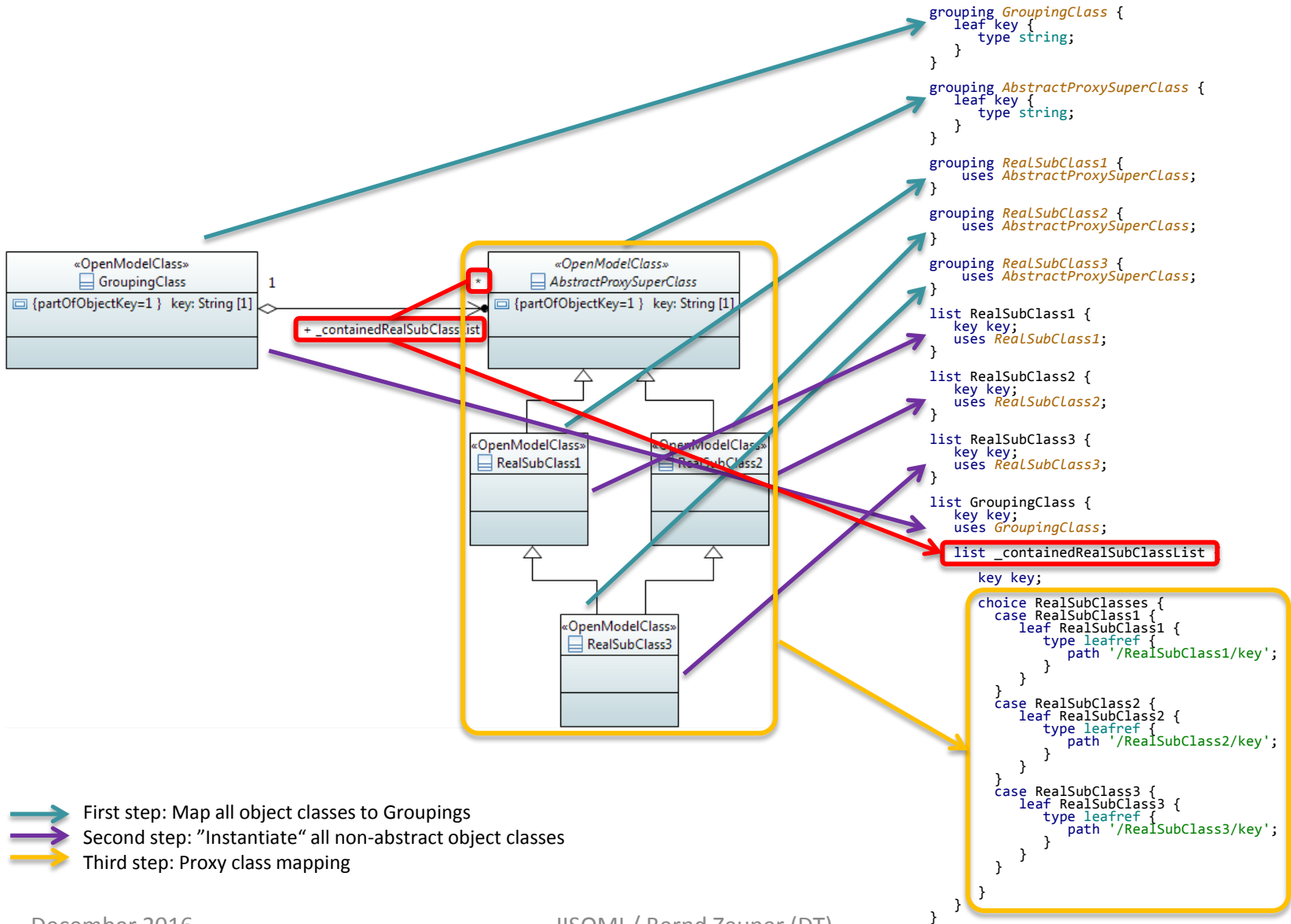
Tooling Overview



Tool Chain



UML To YANG Mapping Example





Pruning&Refactoring Tool In Papyrus

> PR Demo [Pruning-and-Refactoring-Tool master]

- mapping
- source
- target
 - PruningAndRefactoring.txt
 - README.md

Model Explorer

- mapping
 - Imports
 - Classes and Attributes
 - Class1
 - «PruneAndRefactor» <Realization> Class1
 - Attributes of Class1
 - «PruneAndRefactor» <Realization> attribute11
 - Class2
 - «PruneAndRefactor» <Realization> Class2
 - Attributes of Class2
 - Associations
 - «PruneAndRefactor» <Realization> undefined
 - Realization between class and association.
 - Diagram ClassDiagram
 - target
 - «OpenModelClass» Class1
 - «OpenModelClass» Class2
 - A_class1_class2
 - source
 - «OpenModelClass» Class1
 - «OpenModelClass» Class2
 - A_class1_class2
 - Diagram ClassDiagram
 - «EPackage, ModelLibrary» UML Primitive Types

«PruneAndRefactor» <Realization> Class1

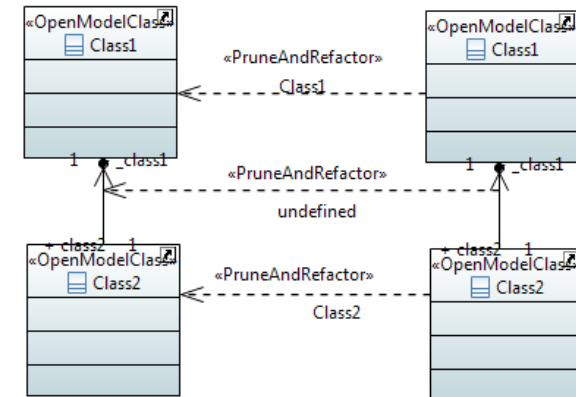
- names are the same.
- visibilities are the same.
- isAbstracts are the same.
- isActives are the same.
- isLeafs are the same.

compare features of class

«PruneAndRefactor» <Realization> attribute11

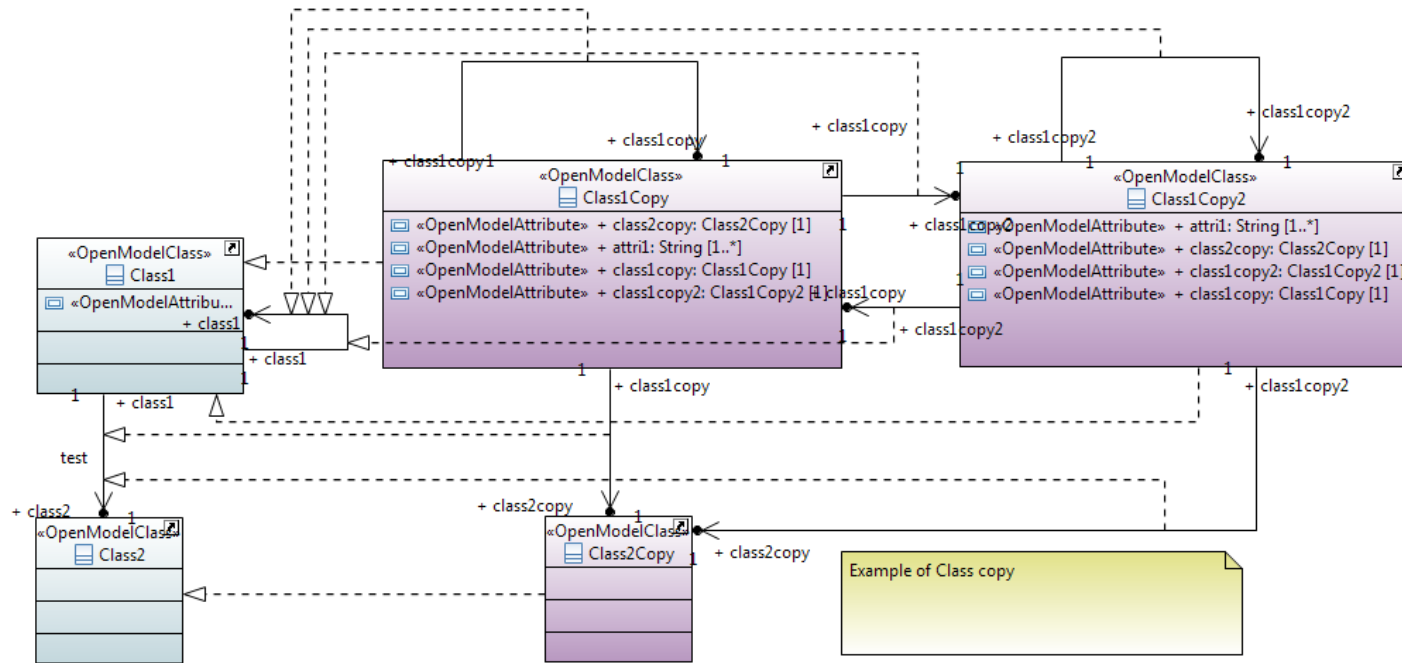
- names are the same.
- isReadOnlys are the same.
- isUses are the same.
- isAbstracts are the same.
- isleafRefs are the same.
- isStatics are the same.
- isUniques are the same.
- aggregations are the same.
- visibilities are the same.
- partOfObjectKeys are the same.
- names of type are the same.

compare features of attributes



Pruning&Refactoring Tool

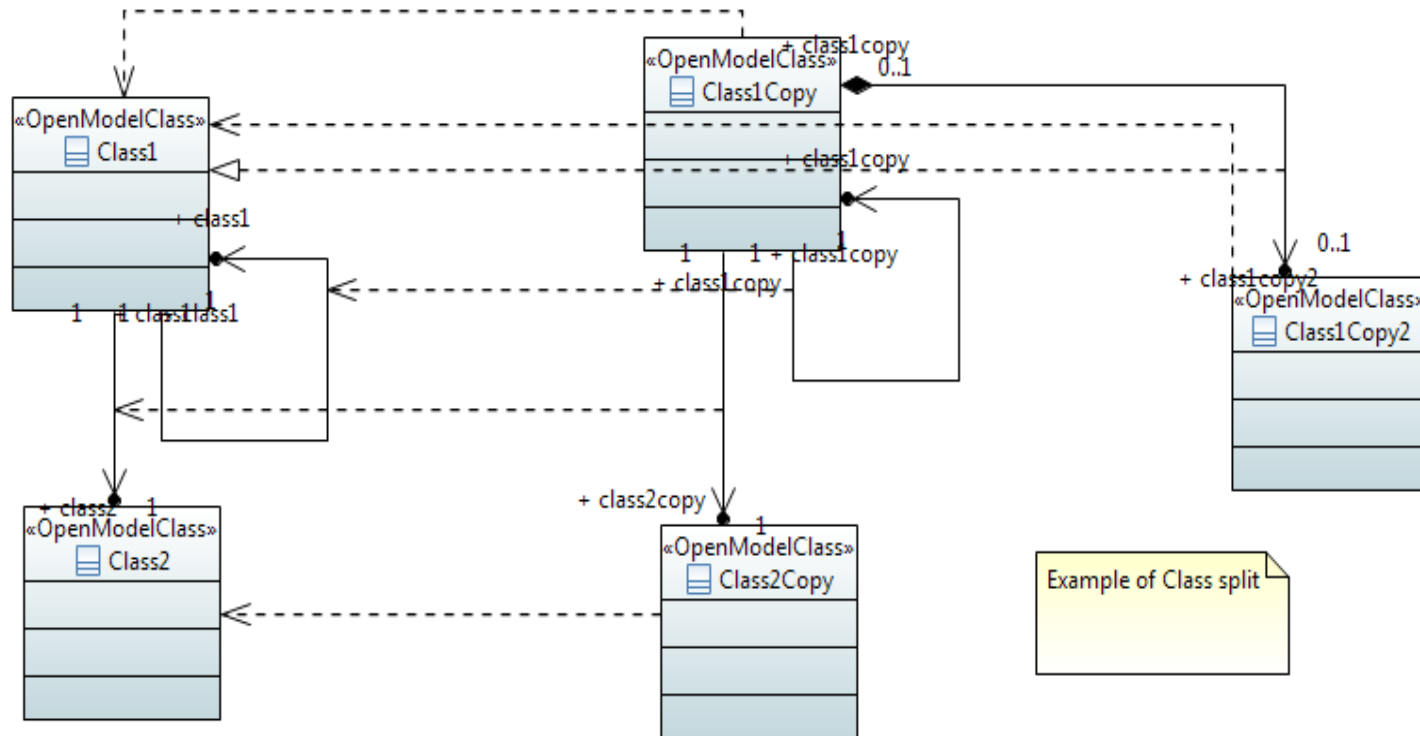
Class Copy



- User identifies the class and the number of copies
- The tool perform class copy
 - copies all the attributes from source class
 - adds associations in target model
 - adds P&R realizations in mapping model

Pruning&Refactoring Tool

Class Split



- User identifies the class and the number of Splits
- The tool perform class split
 - copies all attributes from the source model
 - adds associations in target model for cloned class but not split class
 - adds P&R realizations in mapping model