

Configuration Persistence Service in R8+



- Virtual Developer Design Forum (vDDF)
- Oct 15, 2020 version 12

 Ben Cheung (Nokia)

 Marge Hillis (Nokia)

 Shankar N K (AT&T)

 Ted Johnson (AT&T)

 Claudio Gasparini

 Zu Qiang (Ericsson)

 Michela Bevilacqua (Ericsson)

 Toine Siebelink (Ericsson)

 Tony Finnerty (Ericsson)

 Jacqueline Beaulac (Ericsson)

 Rishi Chail (Ericsson)

 Ciaran Johnston (Ericsson)

 Joachim Blixt

 Pawel Slowikowski (Samsung)

 Swami N (Wipro)

 Bruno Sakoto (Bell Canada)


 Philippe Leger (Bell Canada)

 Aditya Puthuparambil (Bell Canada)

 Fred Feisullin (Verizon Wireless)

R8 DDF Presentation

TIME	AUG 17, 2020 CPS REQUIREMENTS SubComm AGENDA
10 min	Context for CPS & Agenda – Context for CPS & Basic problems to be addressed
10 min	Overview of CPS – Overview to CPS
15 min	Model Driven CPS Proof of Concept (PoC) & Demo – Overview of the Model-Driven CPS PoC for R7
5 min	R8 & Beyond Roadmap – Model Driven Proof of Concept (PoC) in R7, way forward in R8 Honolulu, New plan & roadmap
10 min	Use Cases using CPS Database – Overview of CPS Applications (State Mgmt)
5 min	Questions & Answers – Q&A



TIME	Q&A Session Post-Session
-	Follow-up questions – Follow-up meetings at CPS Team Call (Fridays)

Context for Configuration Persistence Service (CPS)



Context

Configuration Persistence Service in R8

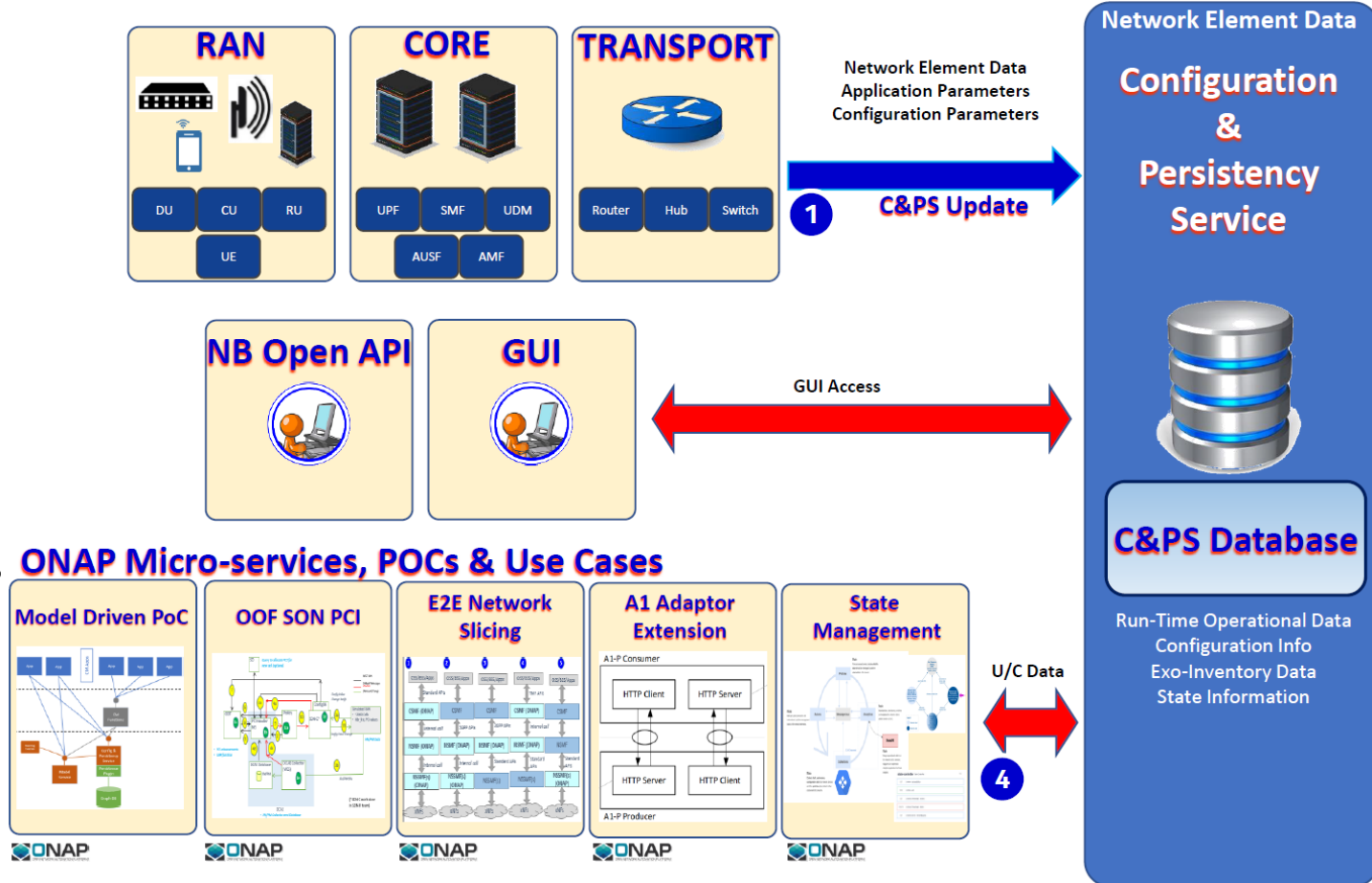


TOPIC	PROBLEM	SOLUTION
Heterogeneous Data Sources	Reconciling Multiple domains, multiple vendors, multiple functions and multiple versions	Model Driven Persistence
Shared Data Access	Expensive IO operations that should be shared rather than duplicated	Share Data access through model ownership
Model Handling	Because of the heterogeneous data sources need streamlined approach to support models without having platform life cycle events.	Model Driven Persistence

Configuration Persistence Service in R8



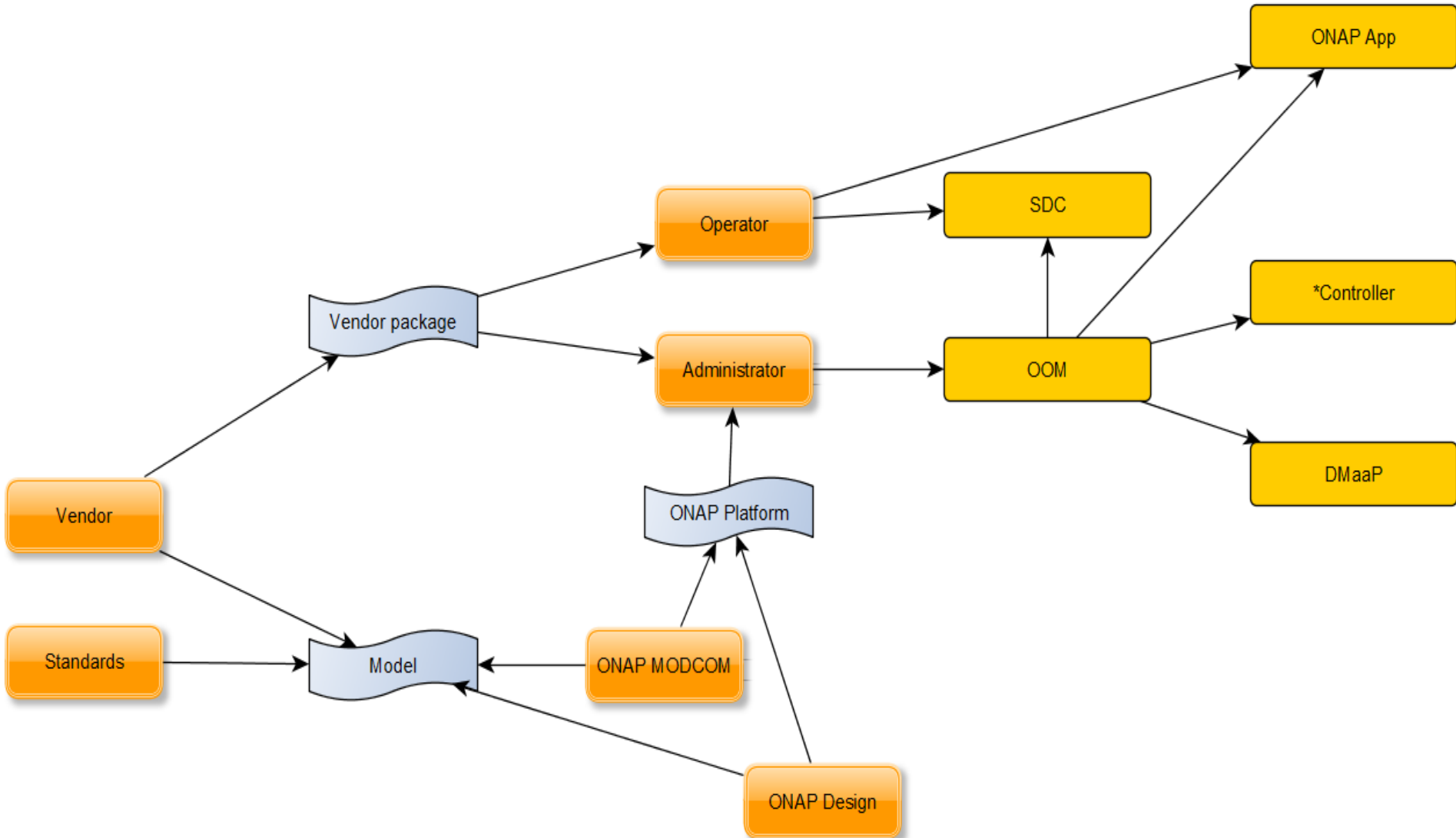
- Multiple vendors providing equipment / xNF
- Several telecom networks one ONAP platform
- Evolution of xNF and network standards
- ONAP applications and use cases competing for access to the same CM data



Configuration Persistence Service in R8



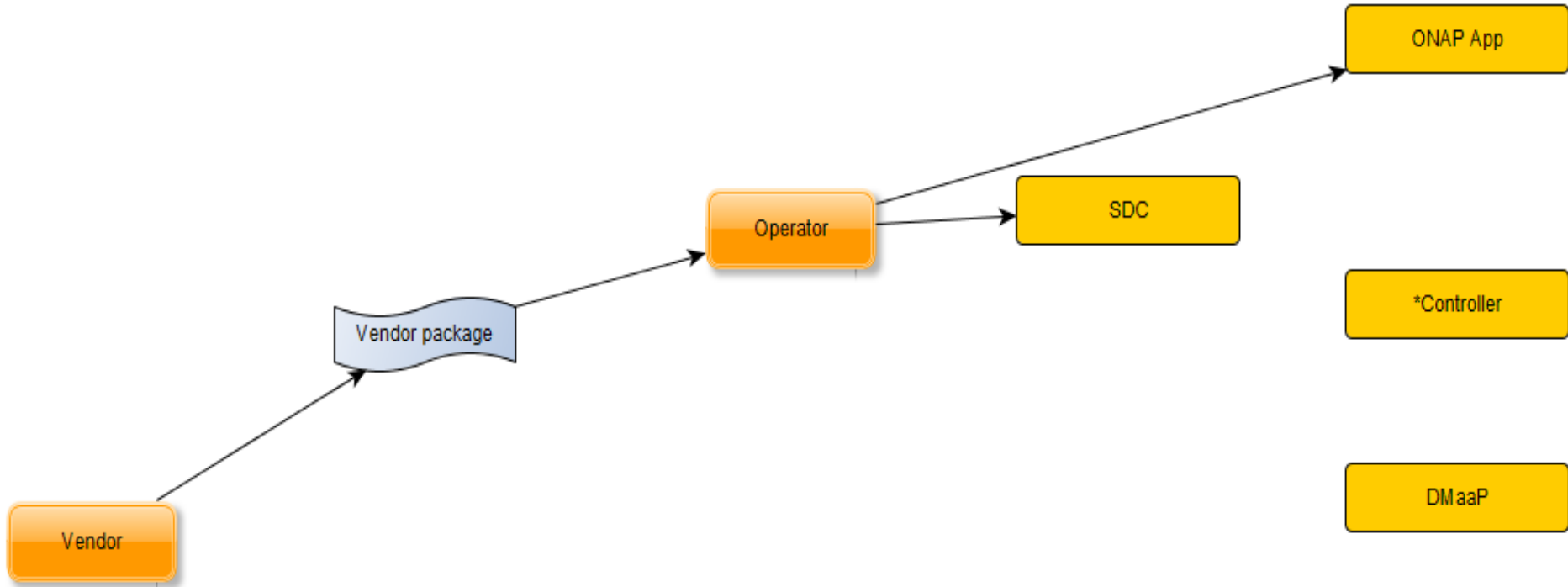
Model ingestion during ONAP design & run time



Configuration Persistence Service in R8



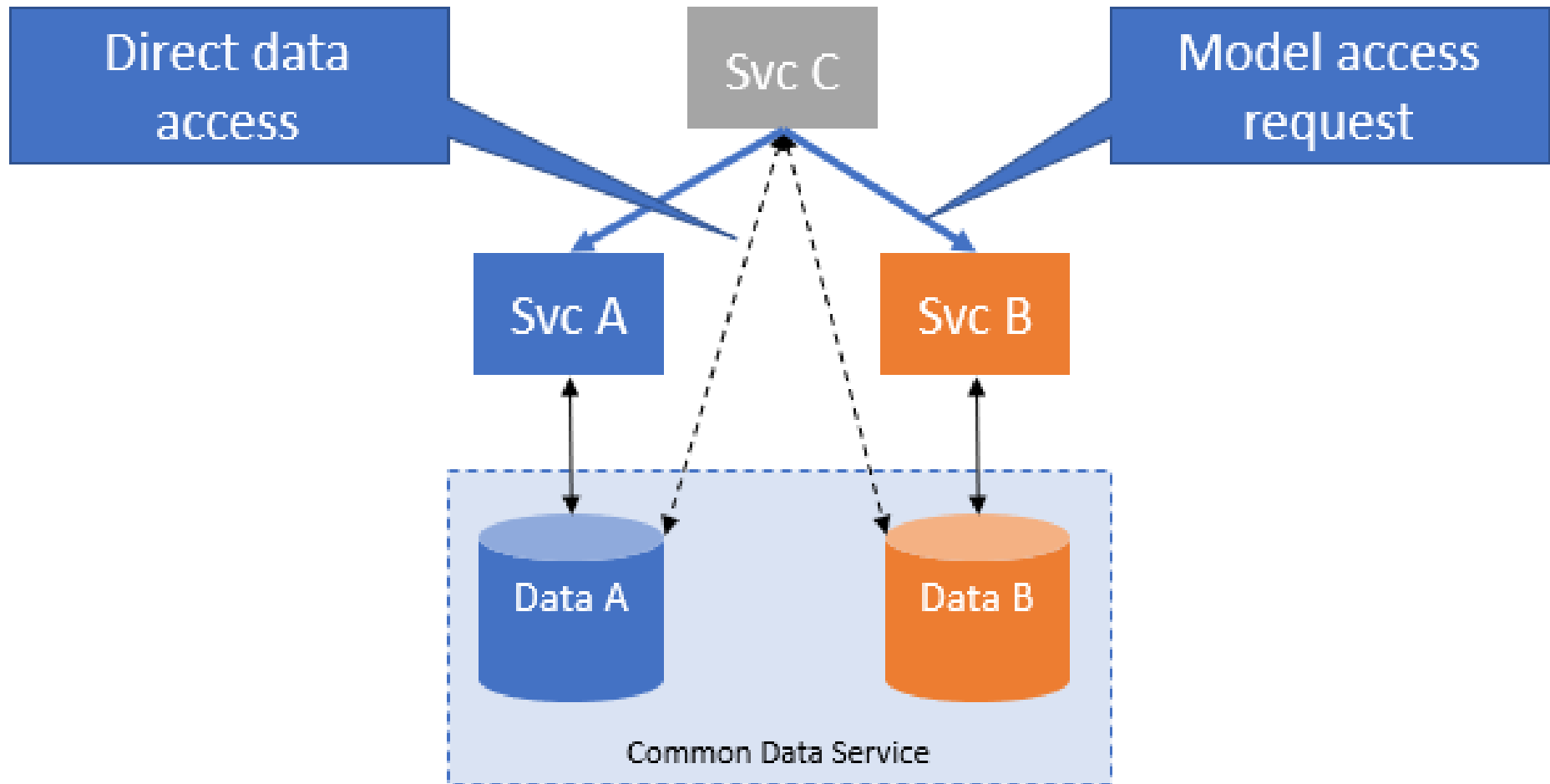
Model ingestion with C&PS solution (Run-time)



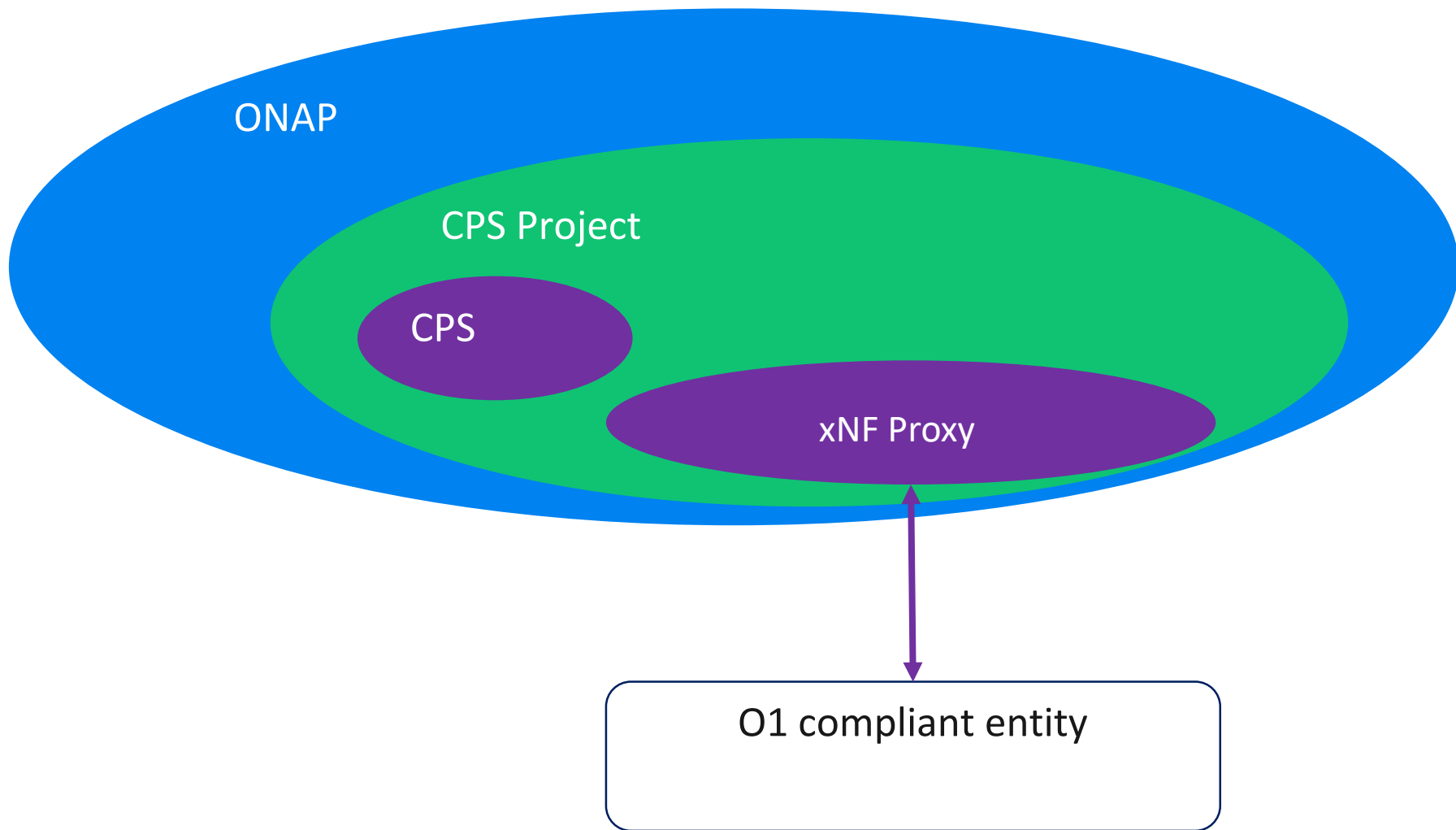
Configuration Persistence Service in R8



Permission & Ownership of data



Configuration Persistence Service in R8



Overview for Configuration Persistence Service (CPS)



Business Case



Architecture S/C



Overview



Technical Flows

Configuration Persistence Service in R8



Executive Summary - The Configuration Persistence Service (CPS) is a *real-time service* that is designed to serve as a data repository for Run-time Network Element (configuration) data that needs to be persistent applicable to multiple domain (RAN, Transport, and Core). This was explored as a R7 PoC. Focus on storing run-time DATA RELATED to NETWORK ELEMENT instances. In R8, this is being proposed as a stand-alone project.

Business Impact - The ability for service operators to visualize and manage network element data in a network (PNFs, VNFs, and logical constructs) with ONAP is a critical business function because they are key Life Cycle Management (LCM) and OA&M operations. The project has business impacts to enhance the operation of data-handling within ONAP by providing efficient data layer services.

Business Markets - This project applies to any domain (wireless, transport, optical, and wireline) that ONAP may manage. It is not a market or geographical specific capability. It is expected that scaled ONAP installations such as Edge & Core ONAP deployments will also deploy the database across each installation.

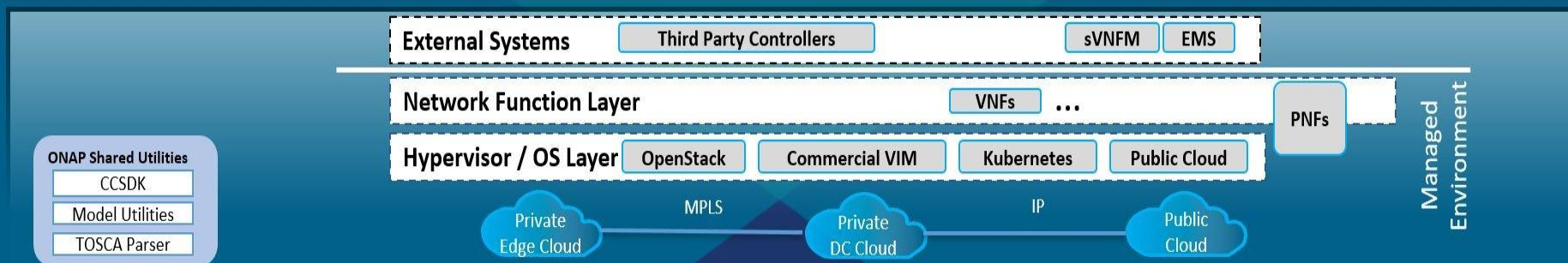
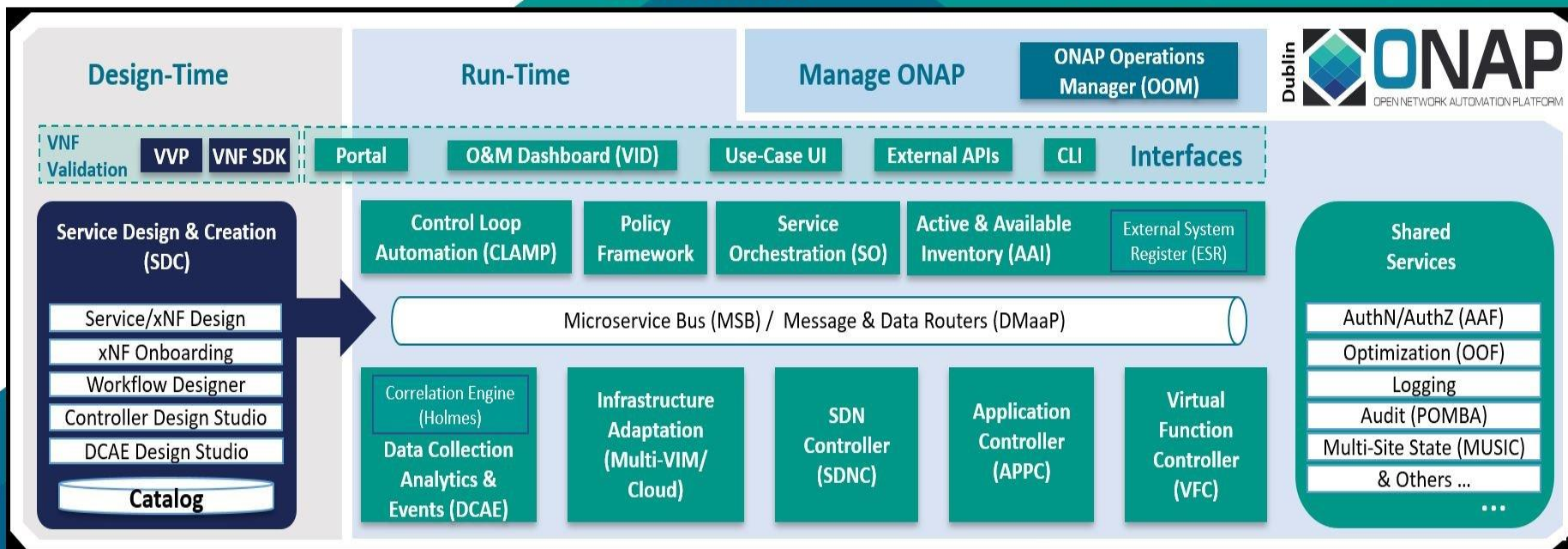
Funding/Financial Impacts - This project represents a large potential Operating Expense (OPEX) savings for operators because of the ability to configure networks saving time and expenses.

CPS in Architecture Context

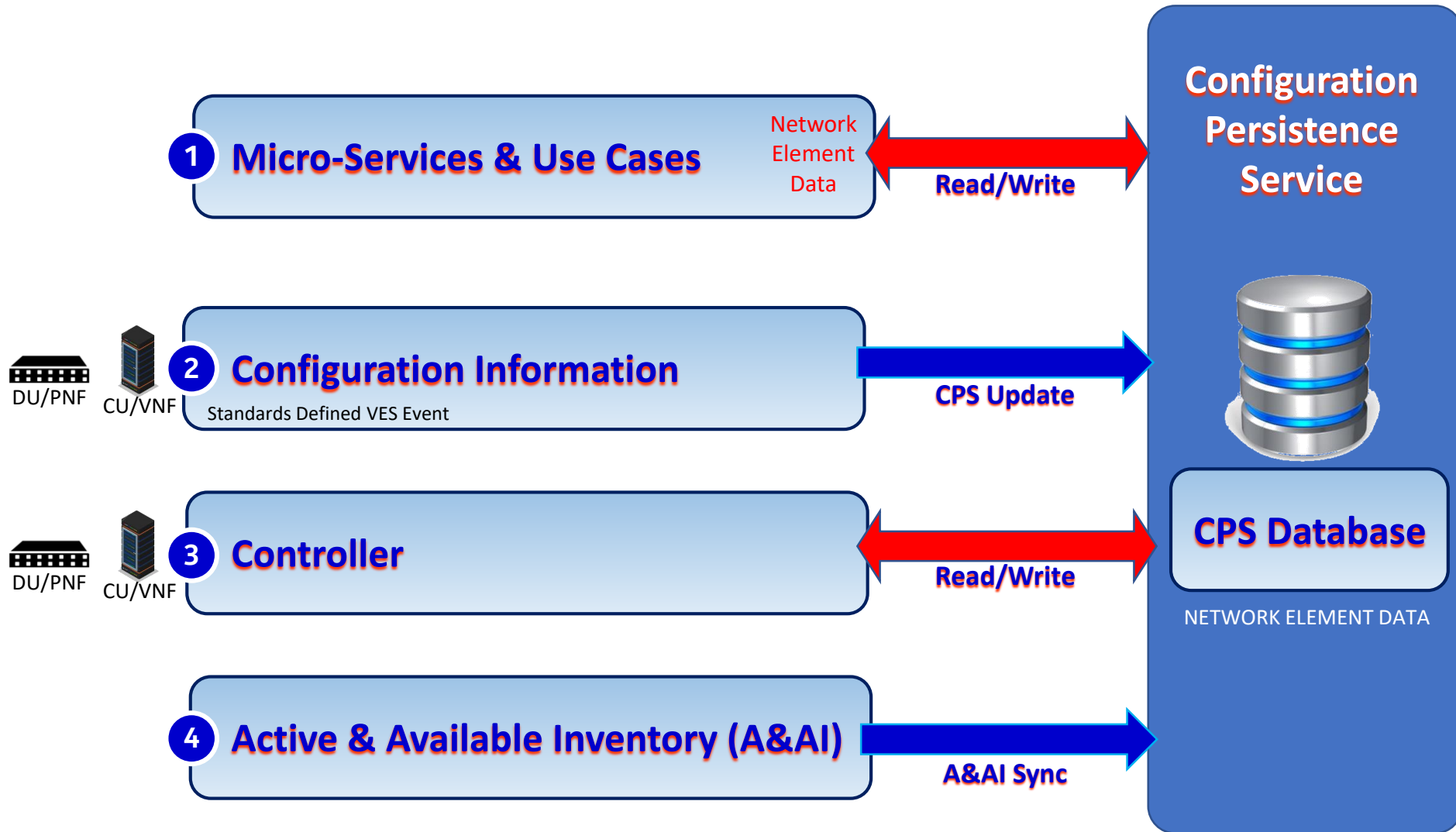


OSS / BSS / Other

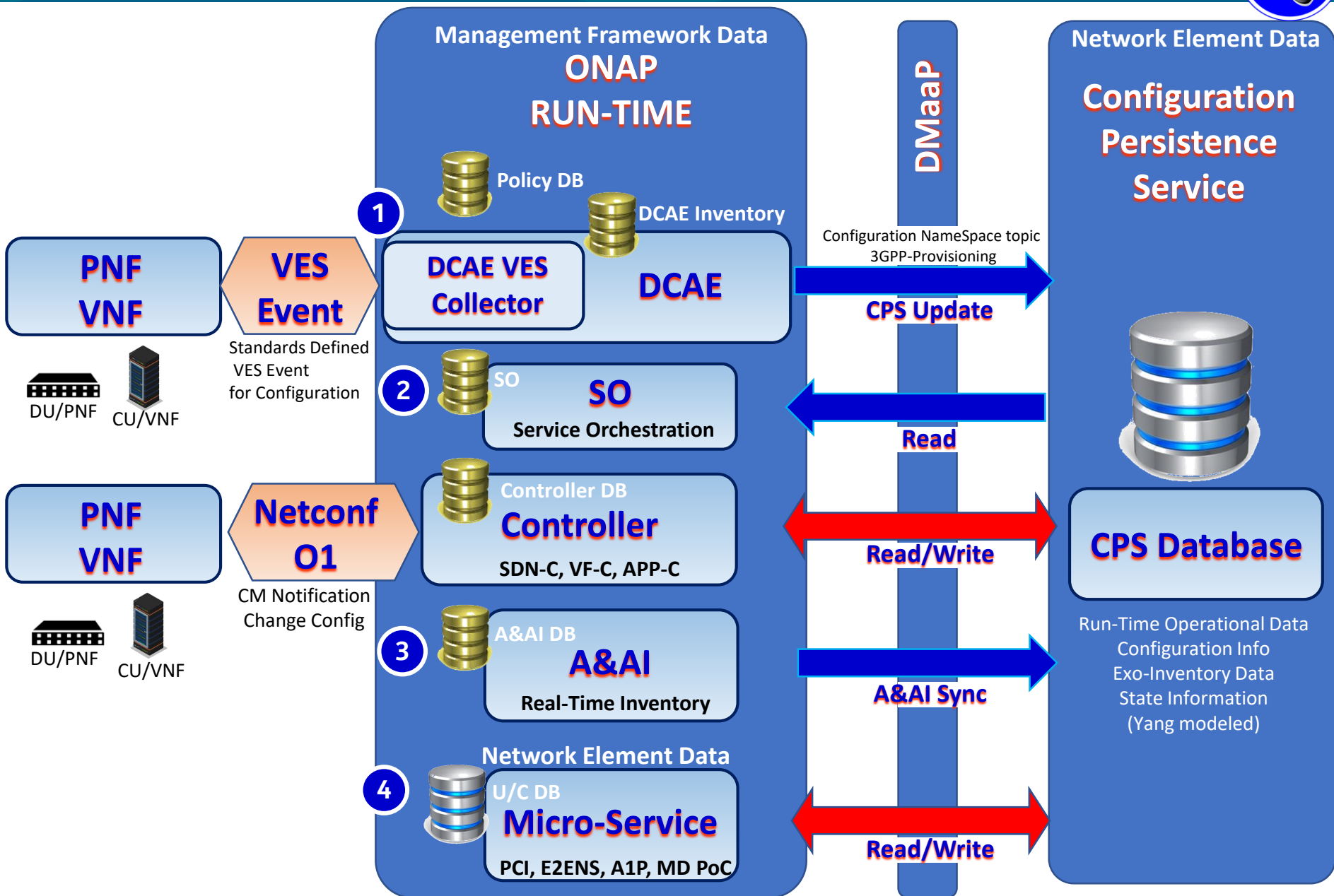
Legend **Design** **Orchestration & Management** **Operations**



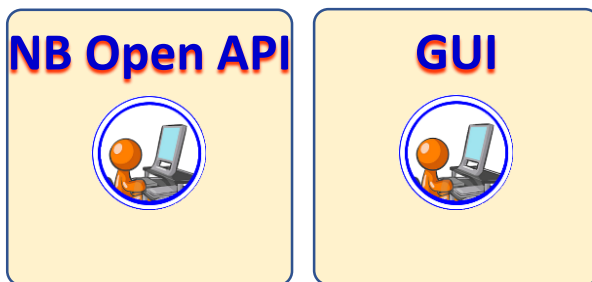
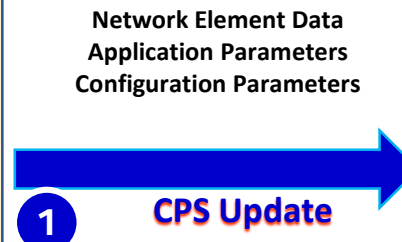
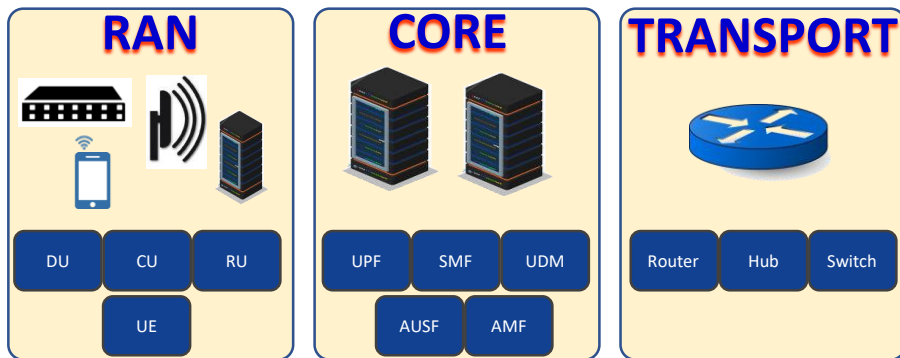
Configuration Persistence Service (CPS)



Configuration Persistence Service (CPS)



Configuration Persistence Service (CPS)



Network Element Data

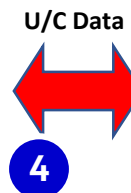
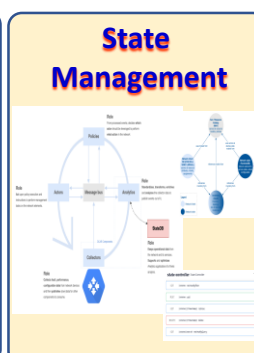
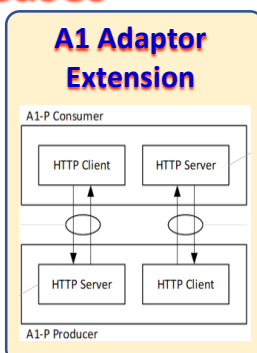
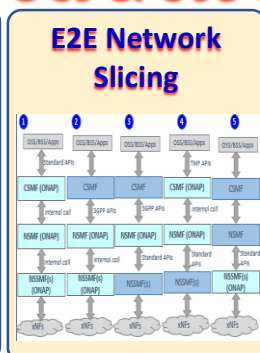
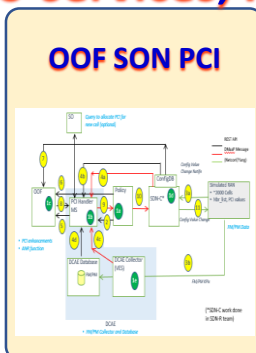
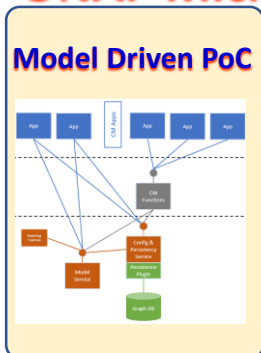
Configuration Persistence Service




CPS Database

Run-Time Operational Data
Configuration Info
Exo-Inventory Data
State Information

ONAP Micro-services, POCs & Use Cases



CPS READING: PNF Reports Configuration



PNF VNF

VES Event

Standards Defined VES Event for Configuration

The PNF has a parameter update to report. The update originates from the PNF and is reported through a Standards Defined VES event with a configuration NameSpace (3GPP-Provisioning)

1

Standards Defined VES Event is received by the *DCAE VES Collector*. DCAE publishes the VES Event onto the DMaaP Bus.

ONAP RUN-TIME

DCAE VES Collector

DCAE Inventory

DCAE Analytics

Configuration NameSpace topic 3GPP-Provisioning

CPS Update

DMaaP

In R8+: CPS as a stand-alone component, subscribes to the DMaaP Topic and gets the DMaaP event from the DMaaP bus to update the internal database. The VES event has a Configuration namespace topic, 3GPP-Provisioning

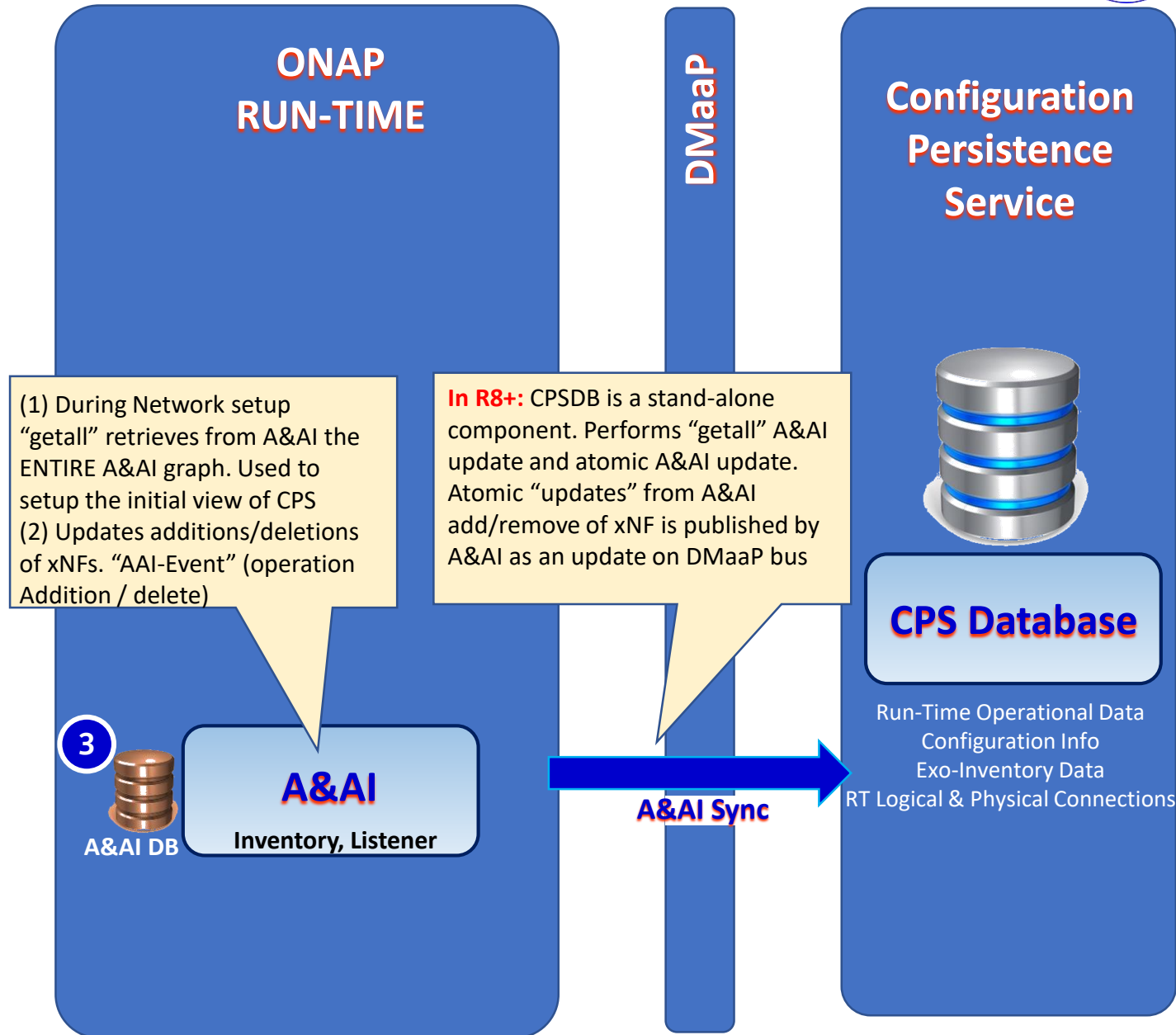
Configuration Persistence Service



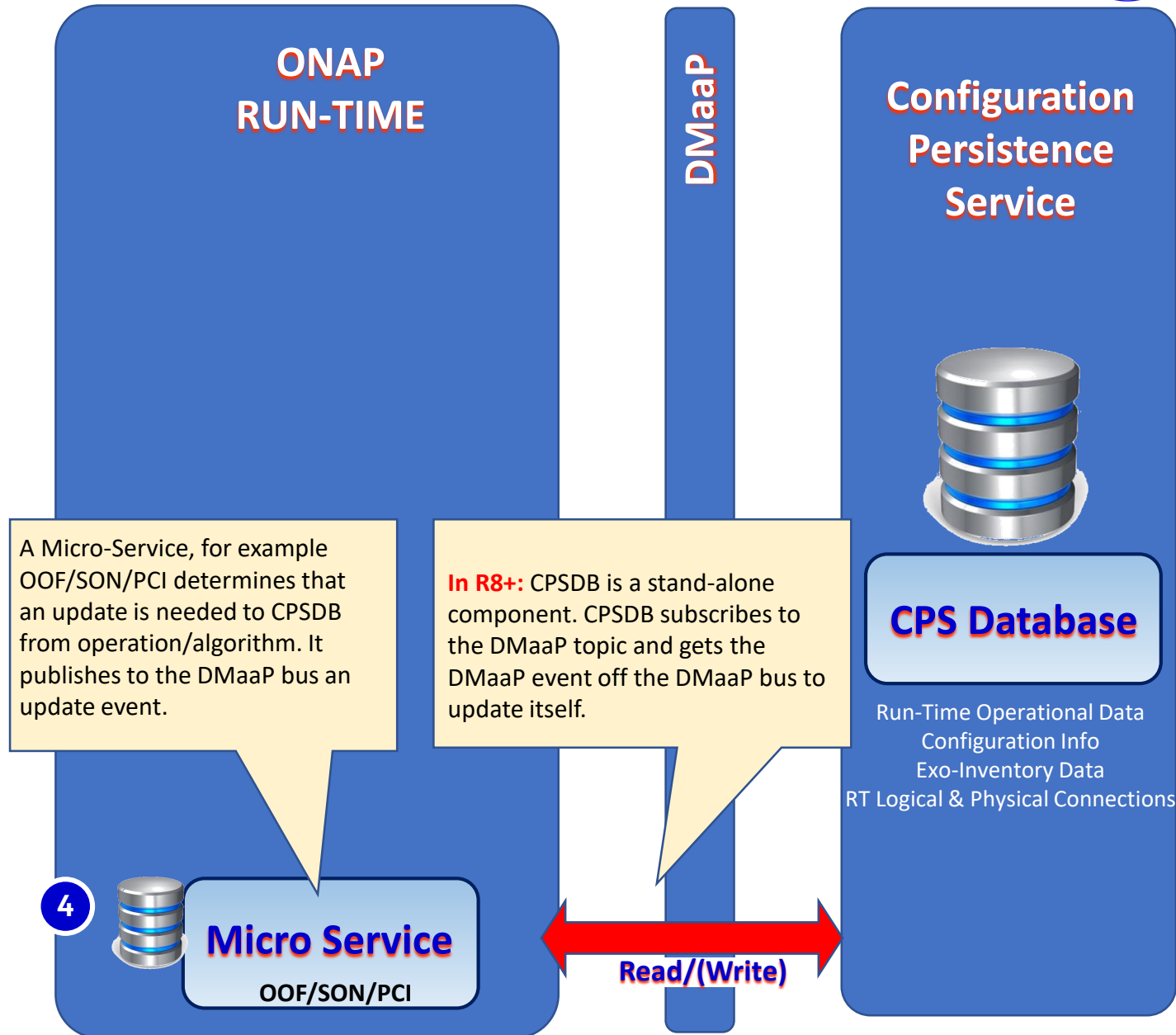
CPS Database

Run-Time Operational Data
Configuration Info
Exo-Inventory Data
RT Logical & Physical Connections

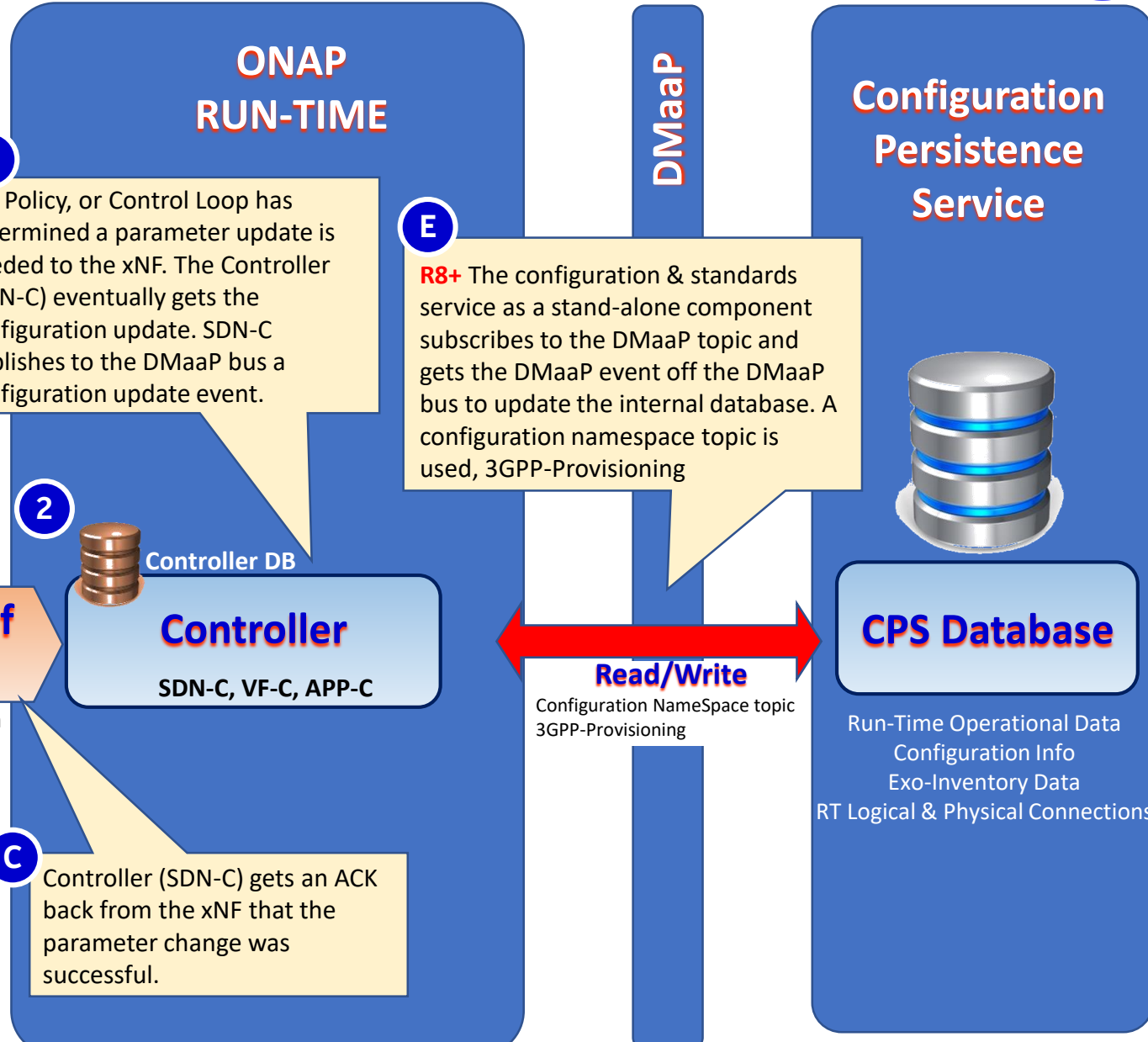
A&AI Synchronization



CPS WRITING: Micro Service Update



CPS WRITING: From Controller SDN-C



A SO, Policy, or Control Loop has determined a parameter update is needed to the xNF. The Controller (SDN-C) eventually gets the configuration update. SDN-C publishes to the DMaaP bus a configuration update event.

E **R8+** The configuration & standards service as a stand-alone component subscribes to the DMaaP topic and gets the DMaaP event off the DMaaP bus to update the internal database. A configuration namespace topic is used, 3GPP-Provisioning

The Controller (SDN-C) also sends a message to the xNF to update the parameter. This may be done via NetConf/O1/Ansible

B

D xNF would may send a Standards Defined VES unless xNF configured to suppress event on ONAP origination

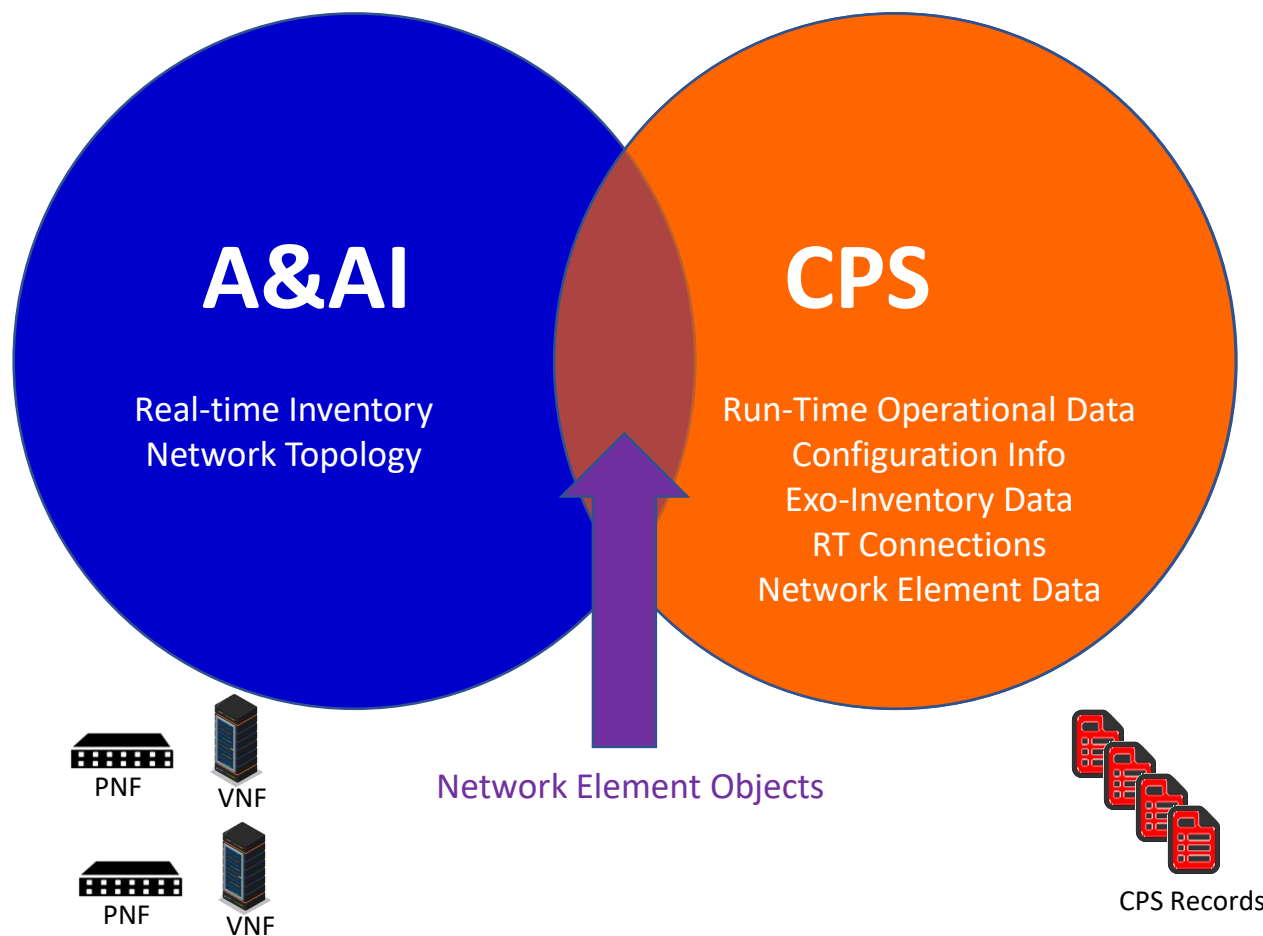
2

C Controller (SDN-C) gets an ACK back from the xNF that the parameter change was successful.

A&AI vs CPS



Concepts – A&AI conceptually stores Real-time inventory view of connected and “topology” of xNFs that ONAP sees. CPS stores Network Element Data. A&AI and CPS overlaps because they both need to know about Network Element objects so that can managed & orchestrated.

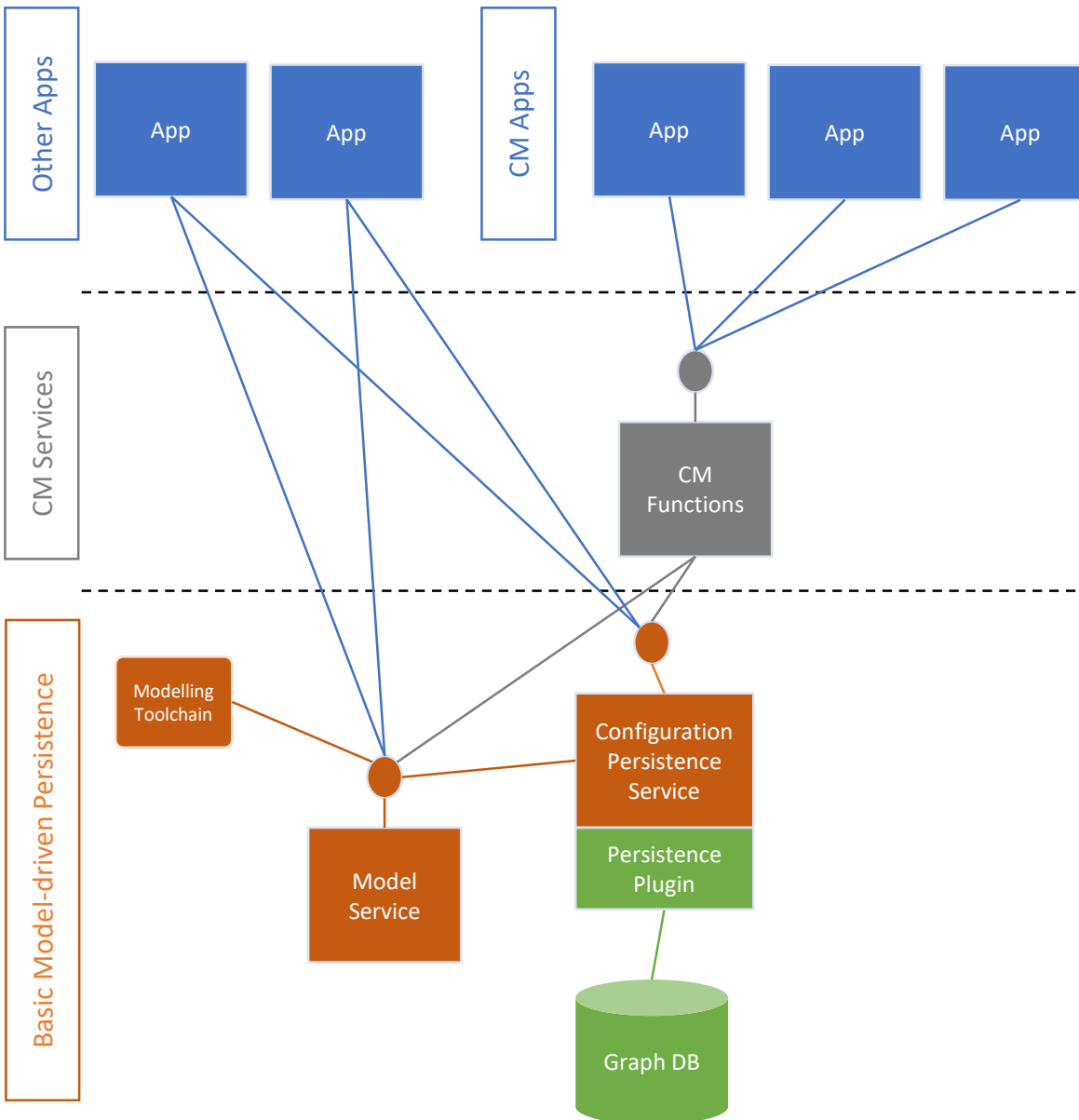


R7 Model Driven Proof of Concept for Configuration Persistence Service (CPS)



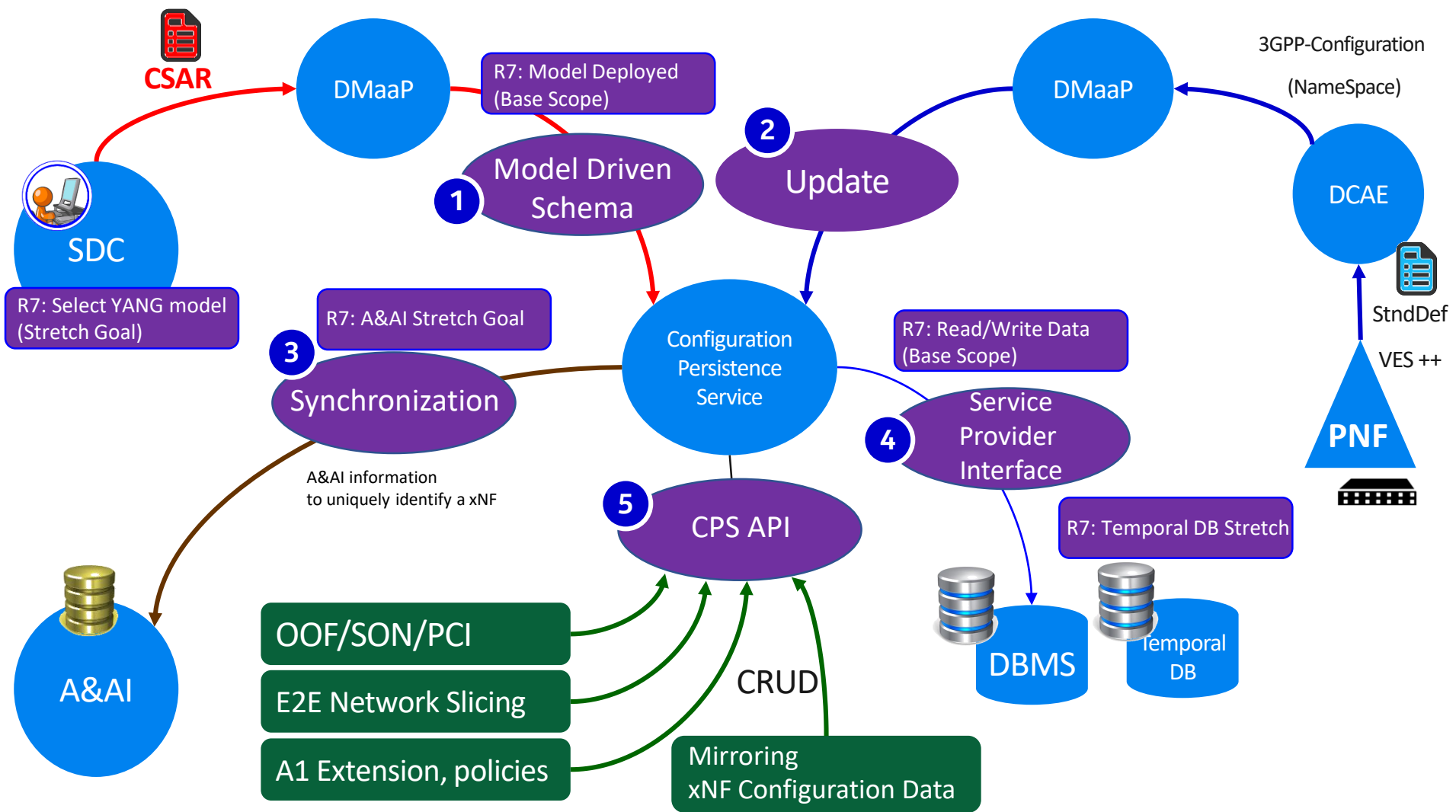
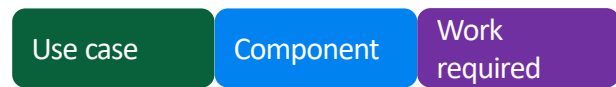
Proof of Concept

R7 Model Driven CPS PoC (Ericsson)



- Provide schema-less model-driven (type safe) access to data which is owned by applications or indirectly by network functions
 - Applications own their own subset of the data according to cloud native principles ; in a separate logical or actual CPS instance
- Provide a model-driven specification for integrating external data sources
- Persisted data can be normalized or non-normalized
- Supports bulk, incremental and attribute value change reconciliation. It is best suited to data that is hierarchical and/or highly connected.
- New model versions can be introduced on-the-fly to the model repository to allow for evolution of the management platform to support network function versions without the need for a software change
- The Model Service is populated in multiple ways
 - Network function models are automatically injected by the Design and Onboarding component when the software packages are onboarded to it
 - Models are discovered from the network functions on instantiation
 - Application-specific models are injected by the App Manager when the app is deployed

R7 Model Driven CPS PoC



R7 Model Driven CPS PoC



TOPIC	PoC RESULTS
SEED CODE	Seed Code to serve as a basis for CPS has been developed
PROOF POINTS	<ol style="list-style-type: none">1. Create/read CRUD operations using YANG fragments using a simple schema or schema-less repository2. Deploy & upgrade YANG model fragments at run-time3. Validate based on YANG Constraints4. Provide architecture vision and roadmap for a target architecture.
ARCHITECTURE AGREEMENTS	Resolve key architectural Issues necessary for CPS as a stand-alone project
CPS CORE FUNCTIONALITY	Can soon demonstrate some key CPS operations
PERFORMANCE LIMITS	Ascertain a sense of Performance and Capacity boundaries



1. Demonstrate Create/read operations using YANG fragments against a CPS backed by very simple schema / schema-less repository
2. Demonstrate ability to deploy / upgrade YANG fragments at run-time
3. Demonstrate CPS behavior driven by YANG model
4. Provide architecture vision and roadmap for a target architecture, supported use cases, non-functional requirements towards an ONAP Project



Weekly ONAP meeting hosted by Ben Cheung (Nokia)

PoC discussed with and approve by TSC

ONAP R8 Honolulu Project proposal ongoing, well on track for approval. Requested to present Oct 1

C&PS presentation in many fora, like this, LFN Design Developer Forum (DDF) etc.

Resourcing

- Ericsson 3 full time developers

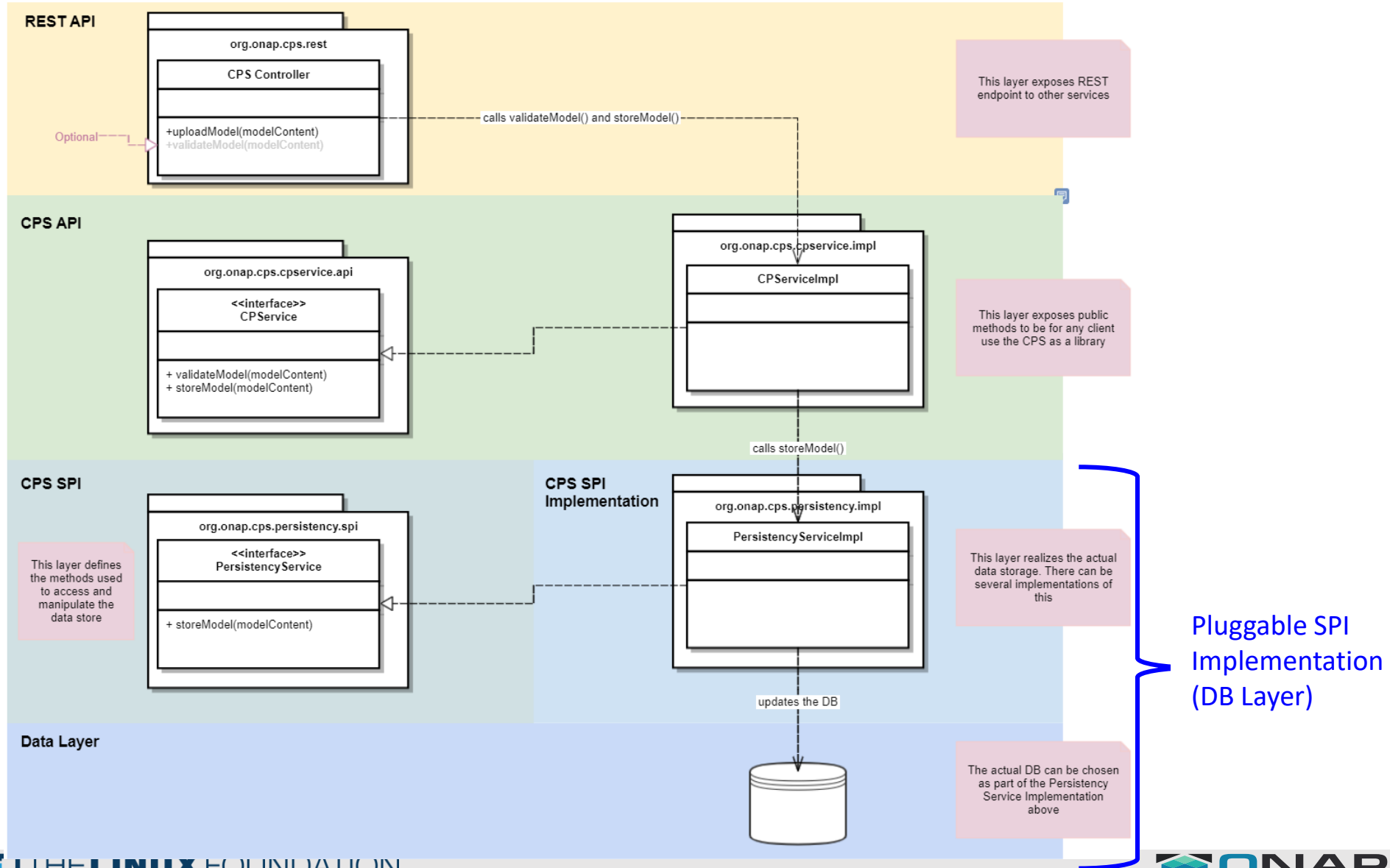
- Bell Canada 2 part time developers

Jira backlog, team ceremonies like scrums etc. established

R7 Model Driven CPS PoC



Architecture designed & implemented (proof point 4)





- PoC being developed on Nordix Branch to avoid impacts on production code
- Project structure set up completed
 - Following ONAP standards and conventions
 - Quality control build in (SonarQube & Checkstyle)
- ODL Yang Tools integrated
 - Parsing of Yang models
 - Parsing of Yang data, JSON or XML with validation for given Yang model
- First E2E iteration of 2 use cases completed
 - Upload & Validate Yang Model (part of proof point 2)
 - Upload JSON Data Object (part of proof point 1)

R7 Model Driven CPS PoC Lessons Learned



- Base : N/A (new code)
Main dependency : ODL Yang Tools 5.x (probably)
<https://javadoc.io/doc/org.opendaylight.yangtools>

- Design and Architecture discussions ongoing
<https://wiki.onap.org/display/DW/Issues+decisions+and+assumptions>

8	1	MEDIUM	Existing Yang Parser	Is there an existing Yang Parser in ONAP an/or OpenDayLight that can be used for C&PS	No	
9	N/A	AGREED	Location of PoC Code	Dan Timony suggested to use an existing CCSDK repo, he mentioned ccsdk/features. As long as the PoC remains completely independent and doesn't affect delivery of existing artifacts in the same repo.	--	ccsdk/features, see https://gerrit.onap.org/r/c/ccsdk/features/+110385 (awaiting approval)
10	N/A	AGREED	Common information model, Data lake and Access control	How will the CPS help with managing coupling between ONAP components that make use of data lake and common information model	--	We will start with Architectural Approach A in the PoC with the aim of fully supporting Architectural Approach C. I.e. access to the data lake will be conditional on permission granted by the data owner. In the PoC we will not implement the permission granting mechanism
11	4,5	MEDIUM	Transactional behavior	It needs to be clear to users the level of atomic operations supported by the CPS	Yes	

Roadmap for Configuration Persistence Service (CPS)



Roadmap





CPS Roadmap & R6-R8 Plan

Configuration Persistence Service (CPS) Roadmap –

R6 Frankfurt

R7 Guilin



R8 Honolulu



CPS 1.0

R6 CPS

- CC-SDK/SDN-C solution
- Evolution of “ConfigDB”

Supporting R6 Use Cases:

- SON/OOF/PCI U/C

June 5, 2020

CPS 1.1

R6 CPS Extensions

- Evolution of CC-SDK/SDN-C solution REQ322

Supporting R7 Use Cases:

- SON/OOF/PCI U/C
- 5G E2E Network Slicing
- A1 Policy extension (Ericsson)

Model-Driven PoC

- Write “base” CPS
- Write NE *Data*
- Read NE Data
- Access Control

State Management PoC

- State Management PoC (BellCA) self-contained

December, 2020

CPS 2.0

R8 CPS stand-alone project proposal

- Deprecate CPS 1.0 & 1.1
- Project proposals TSC/Architecture S/C
- Setup Project Repo

CPS FUNCTIONALITY:

- Data Recovery
- Model Adaption (Dynamic Schema)

June 2021

Legend:

RED text is CC-SDK/SDN-C solution

BLUE text is the PoC & stand-alone project

CPS Roadmap & R8-R10 Plan



Configuration Persistence Service (CPS) Roadmap –

R8 Honolulu



R9 Istanbul



R10 Kyoto



CPS 2.0

R8 CPS stand-alone project proposal

- Deprecate CPS 1.0 & 1.1
- Project proposals TSC/Architecture S/C
- Setup Project Repo

CPS FUNCTIONALITY:

- Data Recovery
- Model Adaption (Dynamic Schema)

Legend:

RED text is CC-SDK/SDN-C solution

BLUE text is the PoC & stand-alone project

June 2021

Rx (future) development

CPS FUNCTIONALITY:

- Data Auditing Model driven
- Topology Traversal
- Data Syncing

December 2021

Rx (future) development

CPS FUNCTIONALITY:

- Data Auditing Rules Driven
- Data History
- Roll-Back
- Database Backup
- Performance Optimization (Scaling)

June 2021

Use Cases for Configuration Persistence Service (CPS)



Use Cases

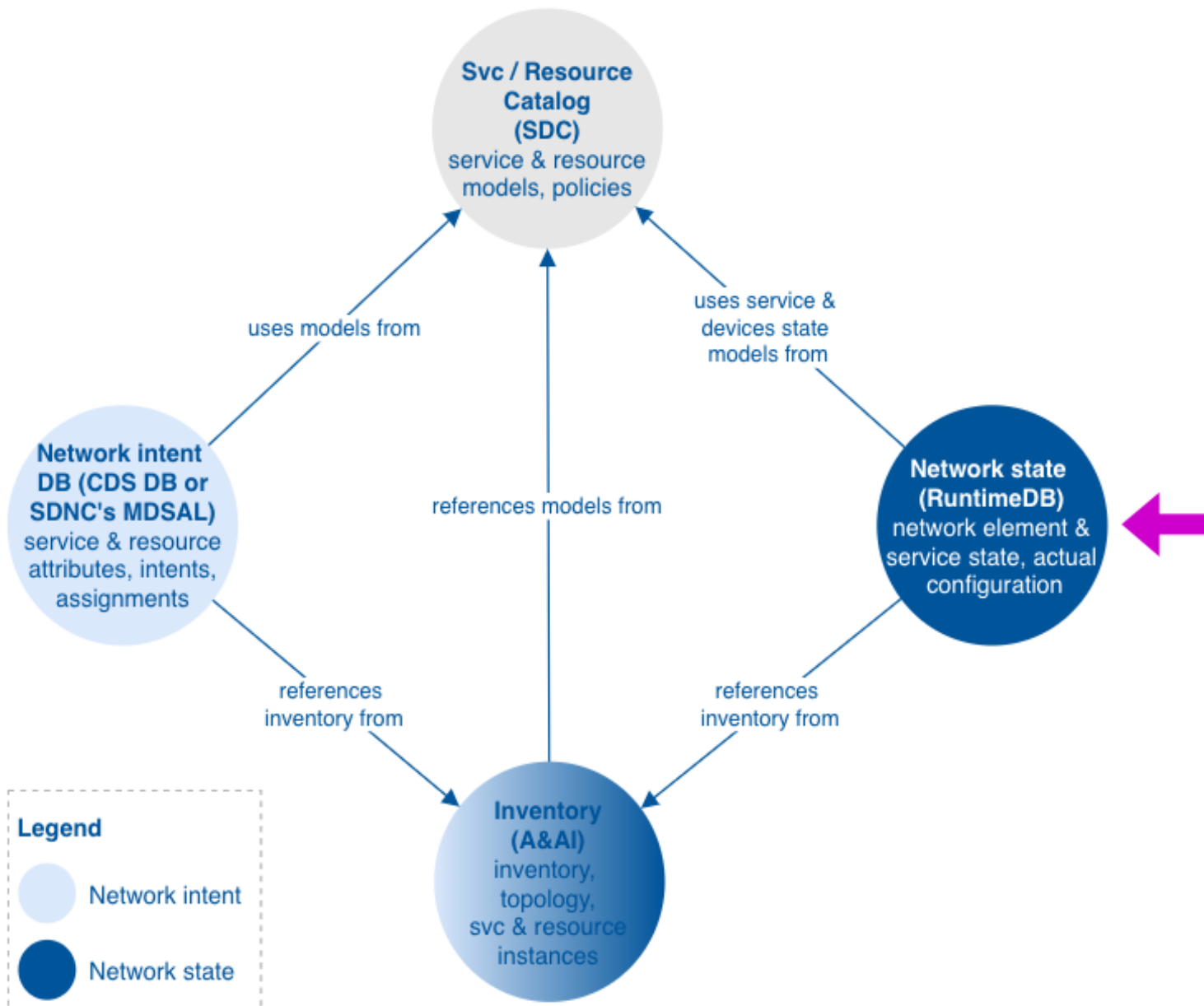


Proof of Concept

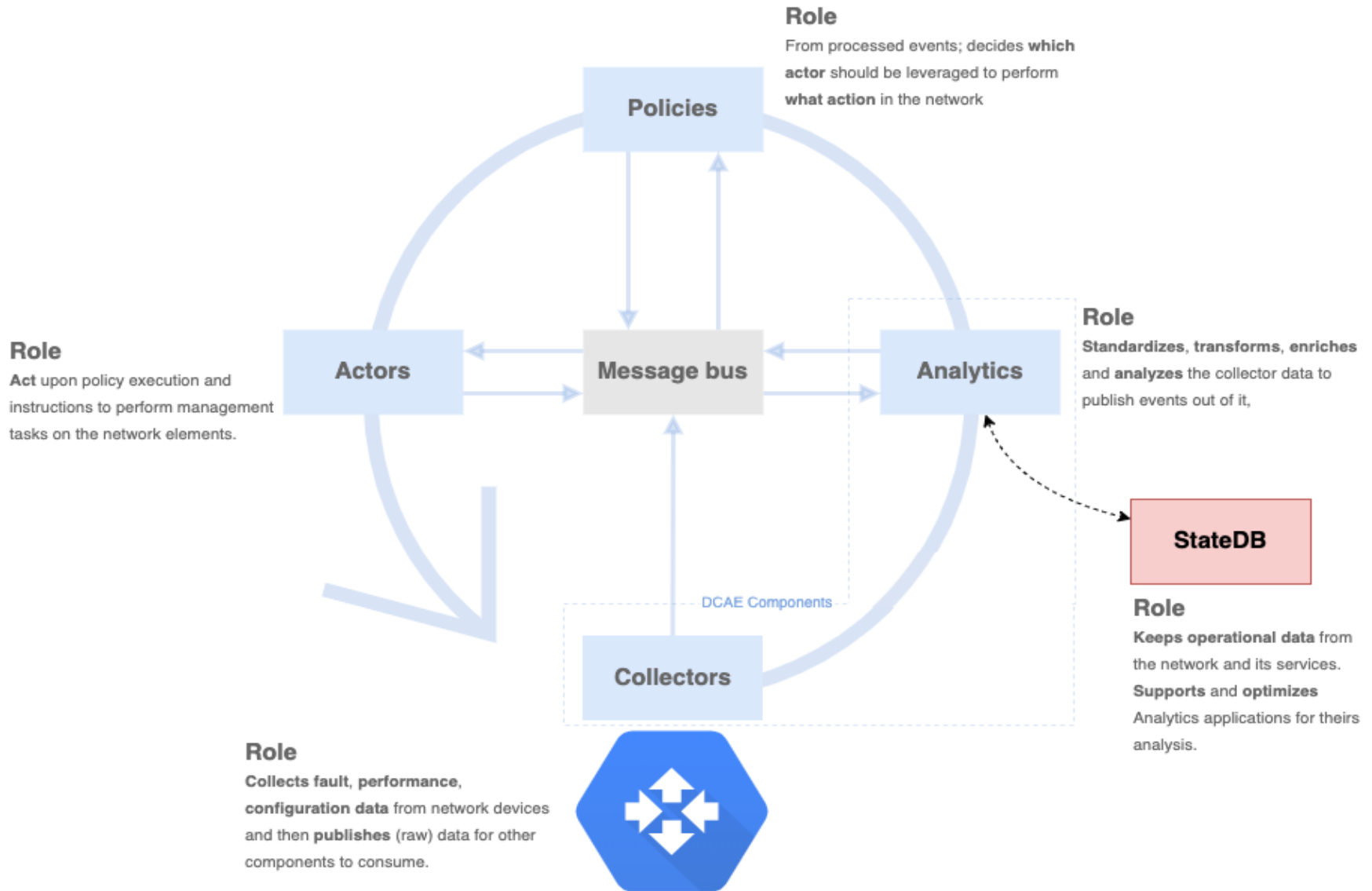
CPS Use Cases and Proof of Concepts in R8

5G USE CASE	DESCRIPTION
STATE MANAGEMENT POC	Bell Canada led PoC for State tracking and State management using CPS Integration with CPS (as a platform). Have the State management S/W now work with CPS using available swaggers/APIs
OOF - SON (5G)	Optimization and SON functions for 5G RAN. Self-optimization, Self-Healing, Self-configuration.
NETWORK SLICING (5G Use Case)	Network Slicing defines Slices for 5G RAN systems. Network Slicing is a long-lead (multi-release) development. (will be presented in its own lecture at the Virtual Face to Face)
MOBILITY STANDARDS HARMONIZATION/ A1 adapter	A1 adapter: Enhancing the A1 adapter/interface capabilities in ONAP to manage A1 Policies, support multiple A1 targets in the RAN and multi-version A1 interface for different A1 targets, introduce secure TLS communication.

State Management PoC (Bell Canada)



State Management PoC (Bell Canada)





state-controller State Controller



GET /states retrieveByFilter

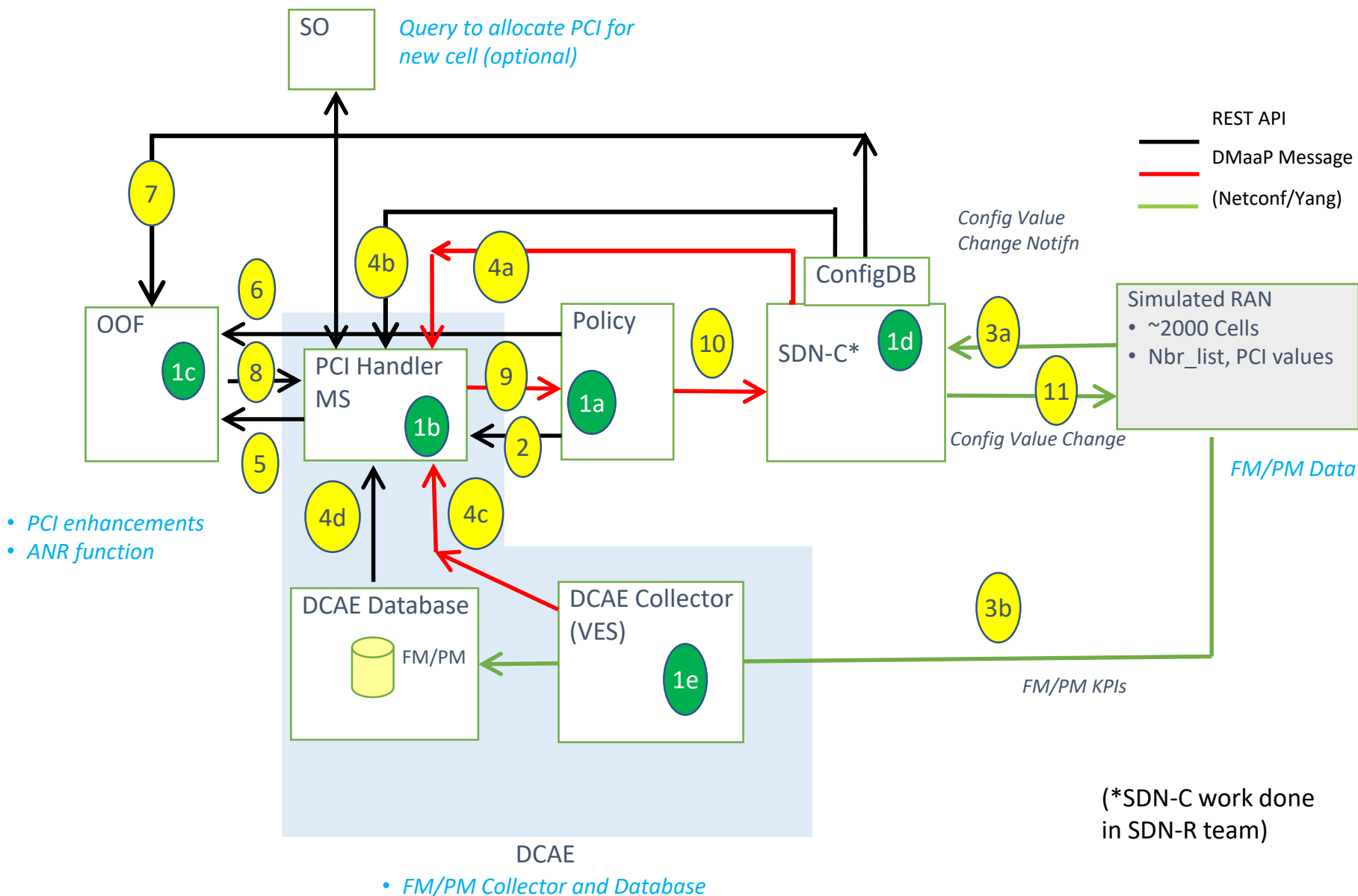
POST /states add

GET /states/{timestamp} retrieve

DELETE /states/{timestamp} delete

GET /states/search retrieveByQuery

OOF / SON / PCI Use Case



OOF / SON / PCI Use Case



- Config DB (MariaDB) used by PCI-H-MS (step 4b) and OOF (step 7)
- Query API (swagger JSON spec) exposed to other ONAP modules
- cellId needs to be globally unique (assumed eCGI) and align with ONAP YANG model, ORAN, 3GPP
- pnf-name indicates netconf server to be used for interactions regarding cells
- Pnf object (pnf-name, pnf-id) to be aligned with A&AI (A&AI/ConfigDB interaction to be finalized in Dublin release)

Cell (Object)

Attribute	Format
networkId	string
cellId	string
pciValue	uint64
nbrList	list of cellId
lastModifiedTS	timestamp
pnf-name	string

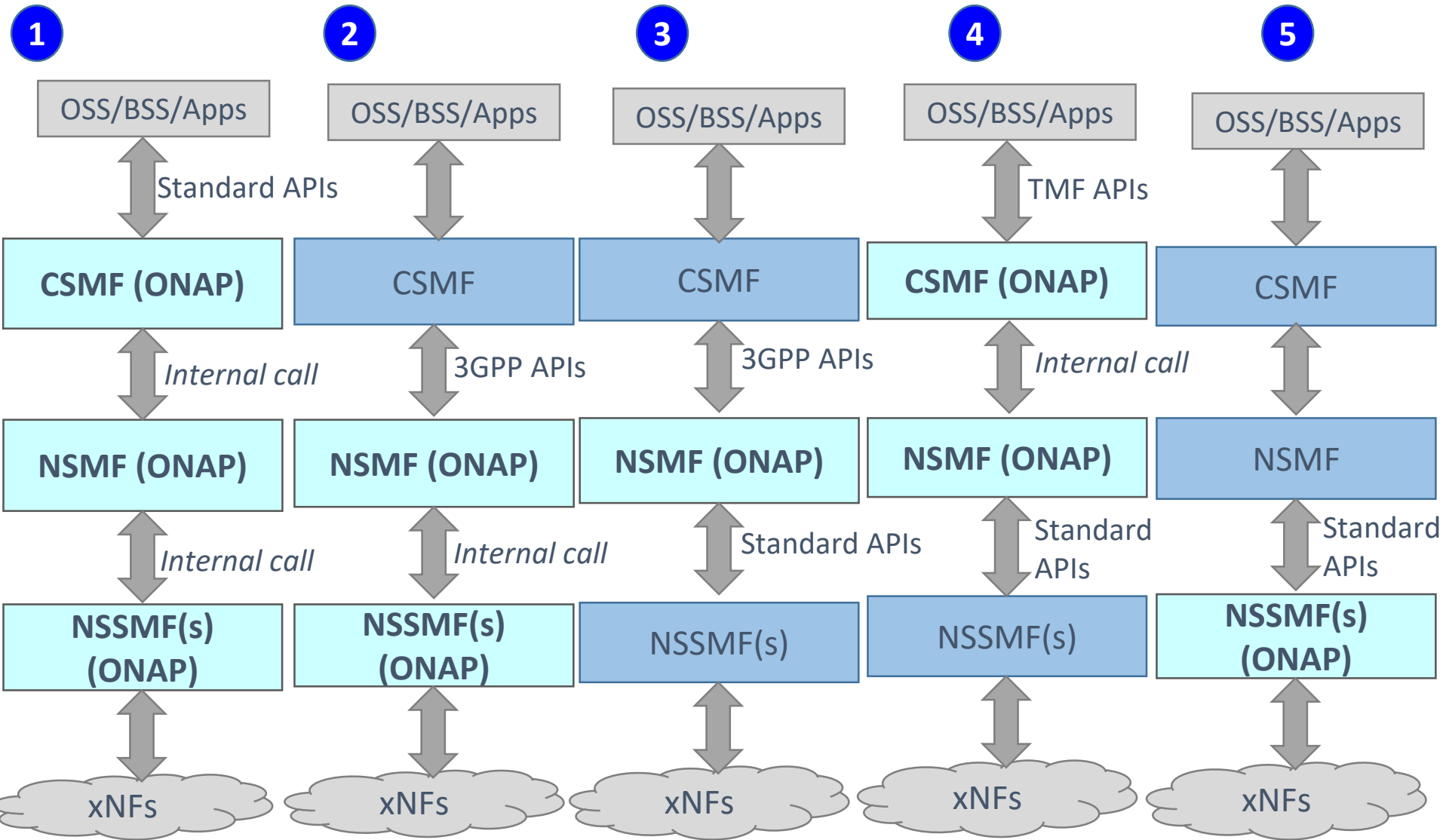
pnf (Object)

Attribute	Format
pnf-name	String
cells	List of cellID's
lastModifiedTS	timestamp

ConfigDB API

API	Input	Output
GET cellList	networkId, ts	List of cellIds
GET PCI	cellId, ts	PCI Value
GET nbrList	cellId, ts	List of cellIds and their PCI values
GET pnf-name	cellID, ts	pnf-name

End to End Network Slicing Use Case



3rd party component

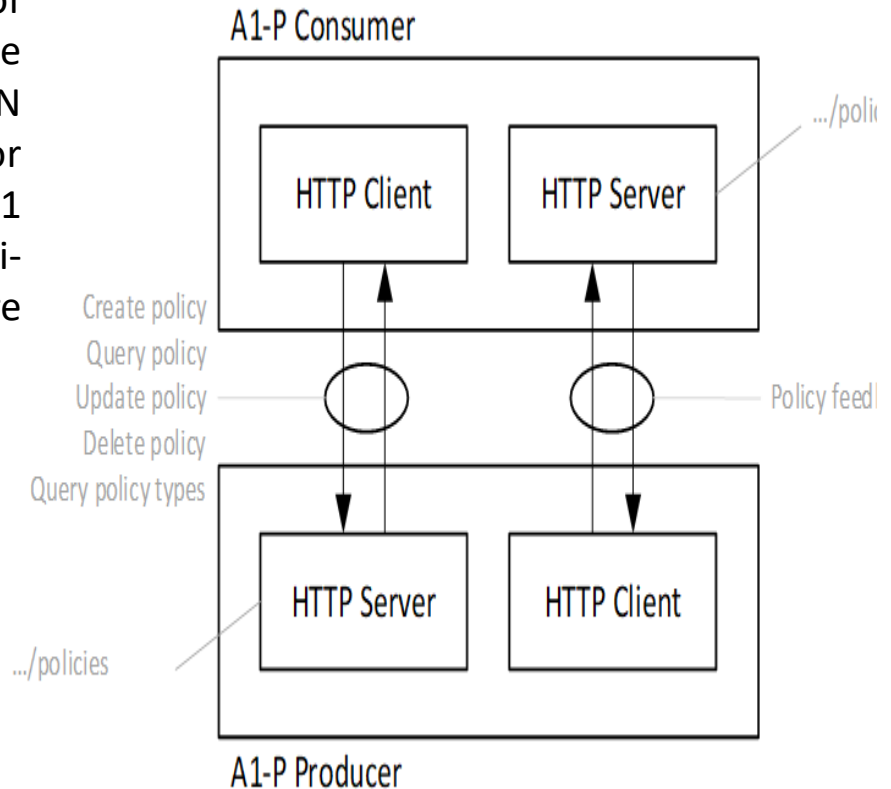
End to End Network Slicing Use Case



NetworkSlice	Network Slice NRM	operationalState
NetworkSlice	Network Slice NRM	administrativeState
NetworkSlice	Network Slice NRM	serviceProfileList
NetworkSlice	Network Slice NRM	networkSliceSubnetRef
NetworkSliceSubnet	Network Slice NRM	operationalState
NetworkSliceSubnet	Network Slice NRM	administrativeState
NetworkSliceSubnet	Network Slice NRM	nsInfo
NetworkSliceSubnet	Network Slice NRM	sliceProfileList
NetworkSliceSubnet	Network Slice NRM	managedFunctionRef
NetworkSliceSubnet	Network Slice NRM	networkSliceSubnetRef
ServiceProfile	Network Slice NRM	serviceProfileId
ServiceProfile	Network Slice NRM	sNSSAList
ServiceProfile	Network Slice NRM	pLMNIdList
ServiceProfile	Network Slice NRM	perfReq
ServiceProfile	Network Slice NRM	maxNumberOfUEs
ServiceProfile	Network Slice NRM	coverageAreaTAList
ServiceProfile	Network Slice NRM	latency
ServiceProfile	Network Slice NRM	uEMobilityLevel
ServiceProfile	Network Slice NRM	resourceSharingLevel
ServiceProfile	Network Slice NRM	sST
ServiceProfile	Network Slice NRM	availability
SliceProfile	Network Slice NRM	sliceProfileId
SliceProfile	Network Slice NRM	sNSSAList
SliceProfile	Network Slice NRM	pLMNIdList
SliceProfile	Network Slice NRM	perfReq
SliceProfile	Network Slice NRM	maxNumberOfUEs
SliceProfile	Network Slice NRM	coverageAreaTAList
SliceProfile	Network Slice NRM	latency
SliceProfile	Network Slice NRM	uEMobilityLevel
SliceProfile	Network Slice NRM	resourceSharingLevel

A1 Policy Extension ORAN-ONAP Harmonize

Executive Summary - This requirement enhances the A1 adapter/interface capabilities provided in Rel 6 as part of 5G/ORAN & 3GPP Standards Harmonization requirement (REQ-38). O-RAN has defined A1 interface specification in the context of the management of 5G RAN elements to provide intent based policies for optimization of the RAN network performance. Planned enhancements for Rel 7 include additional support for managing A1 Policies, multiple A1 targets in the RAN, multi-version support for different A1 targets, and secure TLS communication.



Appendix



Access, Syncing, Indexing Runtime Config DB

ACCESS TO CPS Database (READ/WRITE):

READ ONLY - Run-Time parameters can be READ by any ONAP platform component and any ONAP plug-in. Examples of ONAP platform components are A&AI, SDC, SDNC etc.

READ/WRITE - Parameters can be READ/WRITE from Controllers, DCAE (future), VES Collector/DMAAP, A&AI, Policy/CLAMP (future) and other components with permission settings.

DEFAULT - SO (future), DCAE, A&AI (indirectly), Controllers (CDS, APPC, SDNC) will have default read/write access to CPS Database

DEFINABLE - Other components will have default read-only access to Configuration Persistence Service but can be given Read/Write access on a per record basis.

SYNCING NEW xNF ADDED or DELETED (A&AI):

ELEMENT SYNC - Software keeps the A&AI elements with the elements in the RunTime Config DB in Sync. When the network first being established, a *GetAllPNFs* function from A&AI can be used on startup.

A&AI - A&AI is still the master of valid entities in the network and provides a dynamic view of the assets (xNFs) available to ONAP

CPS Database - The CPS Database is a master of the associate (exo-inventory) data associated with the entities.

DYNAMIC VIEW - When a xNF appears or is removed from the system, CPS Database records will be added/removed based on A&AI entries.

LOGIC - When a xNF appears is removed there is logic to determine how and when something is to be updated. There is some intelligence to know what elements of update.

INDEXING:


INDEXING - Data Records will be indexed by xNF (VNF, PNF, ANF). It would be an objective to have a similar indexing mechanism as A&AI. May also need an index to be a logical object ID.

RETRIEVAL - How are data records retrieved efficiently. This relates how the records are indexed.

Dependencies vs Scope


DEPENDENCIES – need to operate

SDC Yang Model (to load schema)
ability to process & translate yang models into schemas
AAF (intra-ONAP security)
Database implementation for Data Persistence
(for example MariaDB)



DEPENDENCIES – value added

DMaaP (some use cases to work / indirect dependency)



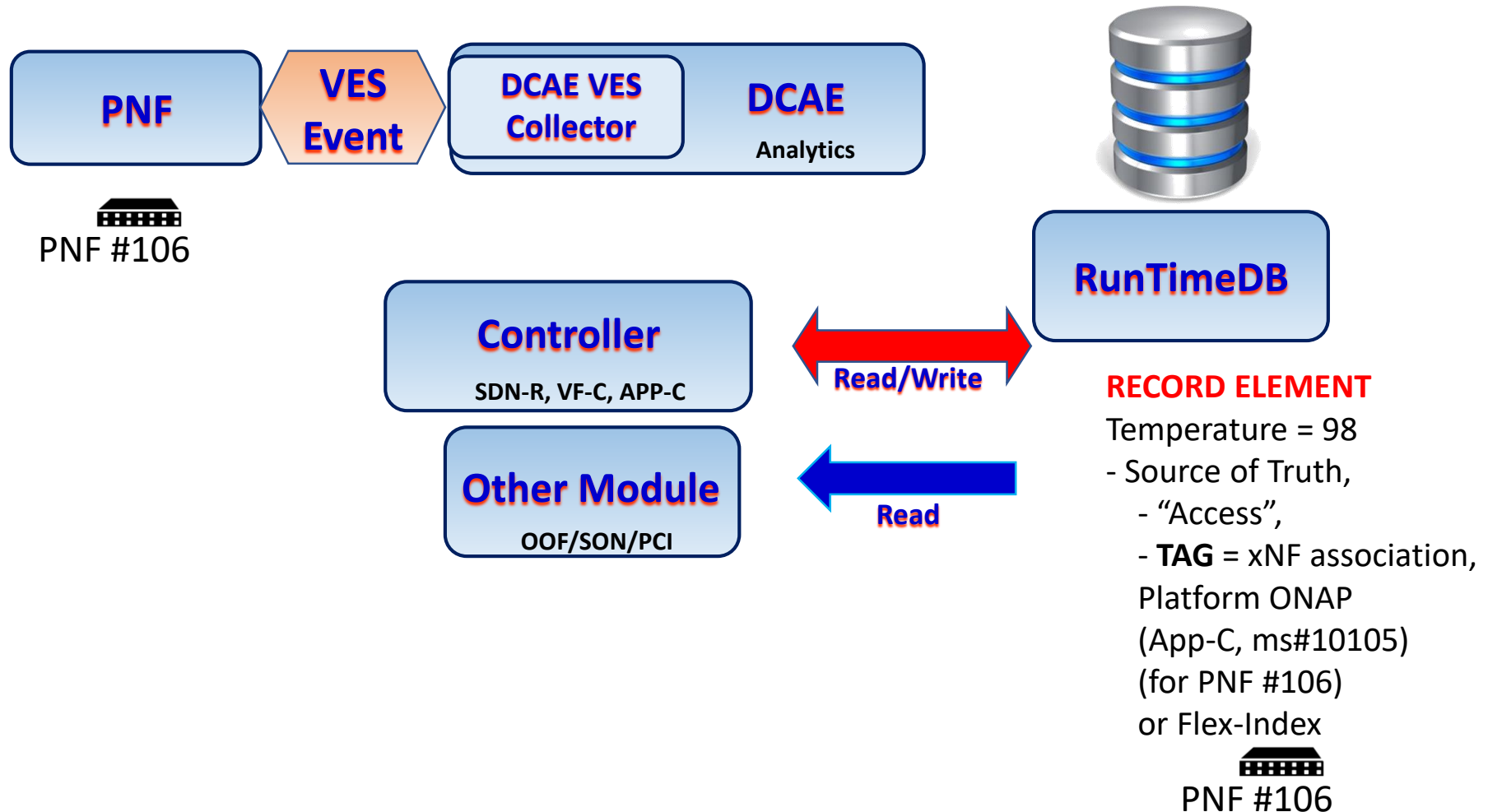
SCOPE






CPS
Database









RECEIVE INFORMATION
WRITE INFORMATION
PUBLISH CHANGES
REFERENTIAL INTEGRITY
INGEST PACKAGES
LOGICAL OBJECTS
ASSOCIATIONS
CARDINALITY RULES
LINKING RESTRICTIONS
SYNCHRONIZATION
DATA INTEGRITY & RECOVERY

Configuration Persistence Service (Run-Time)



-  PNF #101
-  PNF #102
-  PNF #103
-  PNF #104



-  PNF #101 
-  PNF #102 
-  PNF #103 
-  PNF #104 



-  PNF #101 
-  PNF #102 
-  PNF #103 
-  PNF #104 

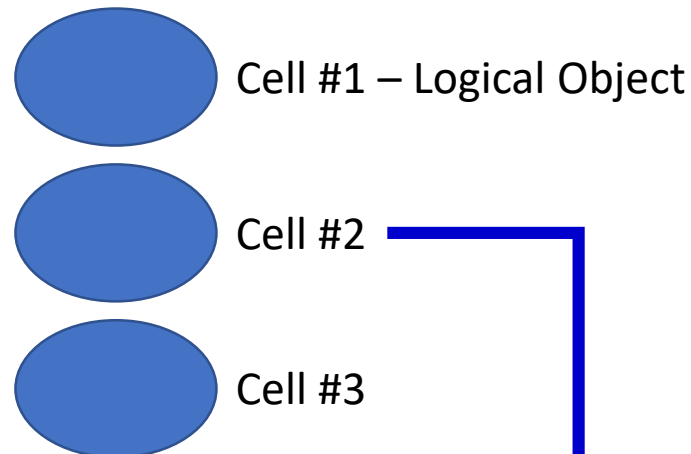
A&AI correlated/Index to RunTimeDB
Publish changes in A&AI, notification on DMaaP

Indices into Configuration Persistence Service may also use Flex-Index (such as CellID)

CPS Database (Run-Time View)



PNF #106



RECORD ELEMENT

INDEX = PNF #106

Parameter #1
Parameter #2
Parameter #3
State Info X.733

Associations

{ Logical Object #111 Cell #2 }

Cardinality Rules

Linking Restrictions

RECORD ELEMENT

INDEX = Logical Object #111

Parameter #1
Parameter #2
Parameter #3
State Info

Associations

{ PNF #106 }

Cardinality Rules

Linking Restrictions

RECORD ELEMENT INDEX = PNF #106

Parameter #1
Parameter #2
Parameter #3
Logical object, Cell #1
Cell Parameter #1
Cell Parameter #2
Cell Parameter #3